

OFFICIAL



# PIRSA

# Southern Zone Rock Lobster Fishery

Operator User Guide

Updated June 2023

OFFICIAL



Government  
of South Australia  
Department of Primary  
Industries and Regions

# Southern Zone Rock Lobster Fishery User Guide

Information current as of June 2023

© Government of South Australia 2023

## Disclaimer

Department of Primary Industries and Regions and its employees do not warrant or make any representation regarding the use, or results of the use, of the information contained herein as regards to its correctness, accuracy, reliability and currency or otherwise. Department of Primary Industries and Regions and its employees expressly disclaim all liability or responsibility to any person using the information or advice.

## All Enquiries

Fisheries and Aquaculture  
Dept. of Primary Industries and Regions  
2 Hamra Avenue  
GPO Box 1625, Adelaide SA 5001  
T: 08 8204 1370  
E: [PIRSA.FisheriesLicensing@sa.gov.au](mailto:PIRSA.FisheriesLicensing@sa.gov.au)  
W: [www.pir.sa.gov.au](http://www.pir.sa.gov.au)

# Contents

Southern Zone Rock Lobster Fishery User Guide .....	2
All Enquiries .....	2
Introduction .....	5
General Information.....	6
The Southern Zone Rock Lobster Fishery .....	6
<i>Please Note: No fishing activity (Rock Lobster, Giant Crab or Marine Scalefish) may be conducted while a licence has a Rock Lobster pot entitlement of less than 40 pots .....</i>	
Season.....	6
Fishing Zone .....	6
<i>Please Note: Victoria/South Australia border is longitude 140°57.9'East. ....</i>	
Dual Licence Holders (SA/VIC) .....	7
Registered boat on a SZRL and Victorian Licence (Dual Endorsed) .....	7
Rock Lobster Quota Entitlements .....	8
Carry Over / Under Arrangements .....	9
Gear Entitlements.....	9
Rock Lobster Pots .....	11
Measuring Rock Lobster.....	12
Female Rock Lobster Carrying Eggs .....	13
Take Home Rock Lobster .....	13
Fisher Obligations .....	13
Electronic Reporting.....	13
Prior Reporting.....	13
<i>Please Note: A prior report is not required if Rock Lobster or Giant Crab are removed from the vessel within core hours (between 8:30 am and 5:00 pm).....</i>	
Deckhand.....	14
Part A – Deckhand.....	14
Part B – Scales .....	15
Fish Bins and Tags.....	15
<i>Please Note: Fish bins must remain sealed from the time they are removed from the registered vessel until they have been delivered to a registered fish processor. ....</i>	
	16

## OFFICIAL

• Please Note It is the licence holders' responsibility to monitor how much quota is remaining on a licence and fish within these quota limits.....	18
• Real time quota balance statements are available at all times online via eCatch. Licensing will not be issuing quota balance statements. ....	18
• Electronic Scales .....	18
Giant Crab (Southern Zone only).....	18
Registration of Vessels.....	19
Fish Processors.....	20
Periodic (SARDI) Returns.....	21
Licensing Information .....	22
Quota Transfers .....	23
Recreational Fishing from Registered Vessels .....	24
Marine Scalefish Access .....	25
Permitted Species .....	25
The following species can be taken only for bait purposes:.....	27
Snapper.....	28
Mutilation of Fish at Sea .....	28
Shark Entitlements .....	28
Demerit Points.....	29
Demerit Frequently Asked Questions .....	30
What happens if I accrue 200 demerit points? .....	30
What happens if a company (body corporate) accrues 200 demerit points? .....	30
Will I be notified if I am close to accumulated 200 demerit points? .....	30
Do I incur demerit points for verbal or written warnings? .....	31
If a registered master commits an offence while operating my fishing licence, does the licence accumulate points too? .....	31
What happens if multiple offences have been committed? .....	31
If I am found guilty of a recreational offence, will the demerit points affect my commercial fishing licence? .....	31
Do demerit points affect my marine qualifications or my driver licence? .....	31
My authority has a number of demerit points against it. If I wish to sell the licence, will the demerit points be removed? .....	31

Where can I check my demerit point balance? .....	31
<b>General Frequently Asked Questions .....</b>	<b>32</b>
Where can I bait net around Port MacDonnell? .....	32
Can a fisher who hold a SZRL licence and a Charter Fishery licence allow his charter customers to fish with their recreational pots? .....	32
If a vessel breaks down, comes onto the mooring, gets fixed and then heads back out to finish fishing, do they need to prior report for storing Rock Lobster on-board? .....	32
Can I fish for Giant Crab when a closure exists for the taking of Rock Lobster? .....	32
Can I fish outside the Southern Zone for Marine Scalefish species? .....	32
Where can I find a copy of the current <i>Fisheries Management (Rock Lobster Fisheries) Regulations</i> ? .....	33
How do I get help with Deckhand queries? .....	33
<b>Contact Information .....</b>	<b>33</b>
Quota Monitoring, Licensing Enquiries (Adelaide) .....	33
PIRSA Fisheries & Aquaculture, Policy Manager .....	33
PIRSA Fisheries Compliance (Mount Gambier) .....	33
PIRSA Fisheries Compliance (Kingston, SE) .....	33
Real Time Data .....	34
Fishwatch (24 hours) .....	34
AFMA Licensing .....	34

## Introduction

The aim of this document is to outline the legal obligations of licence holders, registered masters, and associated operators within the Southern zone Rock Lobster (SZRL) Fishery. The information will also cover those operators who hold a restricted fish processing registration.

This information package is to be used as a guide only.

For further information or clarification please contact PIRSA Fisheries & Aquaculture, or FISHWATCH (1800 065 522).



## General Information

Whilst engaging in any commercial fishing activity you are required to carry your valid fishing ID card issued by PIRSA.

The maximum number of agents (deckhands) permitted on board a commercial fishing vessel can be found on the certificate of registration and entitlements.

If any rules are breached, the licence holder and the registered master may both be guilty of an offence under the legislation.

## The Southern Zone Rock Lobster Fishery

The SZRL Fishery consists of:

- (a) The taking of Rock Lobster in the waters of the Southern Zone, as well as Giant Crab and Octopus; and
- (b) The taking of fish specified in Schedule 1 in the waters of the Southern Zone subject to licence conditions and endorsements.

*Please Note: No fishing activity (Rock Lobster, Giant Crab or Marine Scalefish) may be conducted while a licence has a Rock Lobster pot entitlement of less than 40 pots*

## Season

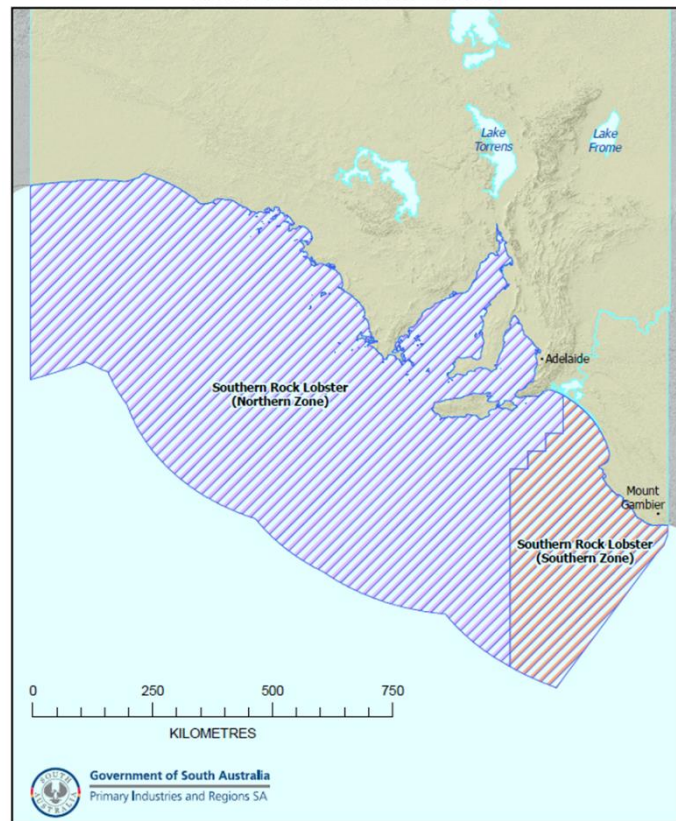
The 2023-2024 Rock Lobster Season starts at 6:00am on 1 September 2023 and ends at 6:00pm on 30 May 2024.

The Giant Crab (Southern Zone) season runs between 6:00am on 1 October and 6:00pm on 30 April the following year.

## Fishing Zone

Southern Zone means the waters adjacent to South Australia easterly of a line commencing at Mean High Water Springs closest to 35°37'03.86" South, 139°00'00.00" East, then southerly to 36°20'00.00" South, 139°00'00.00" East, then westerly to 36°20'00.00" South, 138°40'00.00" East, then southerly to 36°40'00.00" South, 138°40'00.00" East, then westerly to 36°40'00.00" South, 138°20'00.00" East, then southerly to 37°00'00.00" South, 138°20'00.00" East, then westerly to 37°00'00.00" South, 138°00'00.00" East  
Datum: GDA94

*Please Note: Victoria/South Australia border is longitude 140°57.9'East.*



## Dual Licence Holders (SA/VIC)

A person who holds a SZRL licence must inform the Department within 14 days, in writing if:

- They become the holder of a Victorian Rock Lobster Licence; or
- Cease to be the holder of a Victorian Rock Lobster Licence

Correspondence to be sent to:  
The Manager Licensing  
Primary Industries and Regions SA, Fisheries  
GPO Box 1625  
Adelaide SA 5001

## Registered boat on a SZRL and Victorian Licence (Dual Endorsed)

*You cannot fish for Aquatic Resources in Victoria and South Australia on the same day, even if they are separate trips.*

If a registered boat is dual endorsed, it must not be used to take Aquatic Resources under a licence in respect of the SZRL Fishery on a particular day if the boat has already been used on that day to take Aquatic Resources under a Victorian commercial fishing licence.

## OFFICIAL

Please note that Victoria Fisheries Authority (VFA) have complementary arrangements which do not allow a dual endorsed boat to fish in Victoria if that boat has already fished in South Australia that day. Refer to VFA for more information.

*You must nominate which licence you are fishing, prior to departure, through Fishwatch\*.*

If a registered boat is to be used to take Aquatic Resources under a licence in respect of either SZRL or a Victorian licence on a particular day, the holder of the licence or registered master of the boat must, before the boat is used, notify the Department by telephoning 1800 065 522 (Fishwatch) and nominate which licence the boat is to be used for on that day.

- *\*If a registered boat is used to take Aquatic Resources on two or more consecutive days under the same licence, only the initial report is required with an estimated number of days until that boat is used for fishing again in the other jurisdiction. E.g. if you are fishing a South Australian licence for an extended period, the initial report needs to be made prior to fishing in SA with an estimated number of days. When you change to fishing in Victoria, the prior to fishing report needs to be made to nominate Victorian fishing (with an estimated number of days the boat will be used in Victoria).*

Aquatic Resources taken from a Victorian licence cannot be onboard the registered boat if the vessel is engaging any fishing activity under the SZRL licence.

South Australia and Victorian Regulations stipulate that dual endorsed boats must be on VMS at all times during the fishing season. Victorian Fisheries Authority (VFA) Commercial licensing unit oversee this process and provide PIRSA with this VMS data. Refer any VMS operational requirements to VFA.

Fishwatch call flow

Report title – Rock Lobster – nominate Victorian or SA Fishing – Southern Zone

Report Reference No: *automated*

Date / Time: *automated*

Licence Number:

Caller Name:

Mobile Tel Number:

Boat Name:

Port Departing:

Date Departing:

Region Name: *automated*

State Fishing: *answer must be Victoria or South Australia*

Number of days:

## Rock Lobster Quota Entitlements

## OFFICIAL



A licence must hold sufficient quota at all times for Rock Lobster to be taken and deducted from their entitlement.

The quota entitlements of a licence are the number of kilograms endorsed on the licence. Exceeding this quota is an offence under the *Fisheries Management Act 2007* and could result in prosecution.

Regulations also allow for reduction in quota entitlements for future seasons.

The quota entitlements for the quota period can be assessed by logging into eCatch and selecting the 'Licence Details' tab. The quota entitlement is calculated as the sum of the following amounts:

- The total quota entitlement holdings of your licence (including quota unit transfers that have taken place during the quota period) multiplied by the unit value for the quota period as determined by the Minister; and
- Any adjustment, by deduction or carry-over of quota, that may have resulted from reconciling actual catch against your quota entitlement for the previous quota period (see following section on over-catch provisions).

## Carry Over / Under Arrangements

- Over catch is now up <50kgs as a one-for-one deduction the following season. Taking >50kgs over quota will be a two-for-one deduction the following season.
- Up to 10% of your quota (under catch) can be carried over to next season. This calculation is made using your total pot holding at the end of the season (including permanent/temporary transfers).
- The carried over quota must be caught during the following season and cannot be transferred to another licence.

## Gear Entitlements

Each licence is endorsed with a list of permitted fishing gear. Only the listed quantities of such gear endorsed on licence may be used. Additionally, licence conditions restricting the use of combinations of gear apply. Registered masters must be familiar with these conditions:

- In addition to the endorsed fishing gear, a combination of two rods, or two hand lines, or one of each, per person can be used.
- Pots and nets (excluding bait nets) may not be used or be on board at the same time. (This may vary if you are also an Australian Fisheries Management Authority permit holder).
- Pots and lines may be used at the same time.

- A maximum of 400 hooks may be used at any one time (where long lines / drop lines are endorsed on the licence)
- Please check current arrangements with respect to the taking of Marine Scale species.

## Bait Nets

A bait net is a static mesh net that is typically used for taking bait only.

A bait net:

- Is no more than 150 meters in length; and
- Has a mesh size of between 30 mm and 150 mm.

A bait net must be marked with one yellow 4 litre buoy at one end, and two black 4 litre buoys at the other end. The buoys must be marked with the fishing licence number.

## Bait Net Requirements

- The licence number / registered master must report setting a bait net through PIRSA eCatch (via the PIRSA website [www.pir.sa.gov.au](http://www.pir.sa.gov.au) or telephoning 1800 065 522 (1800 Fishwatch) before a bait net is set and report its use.
- A bait net with a mesh size of between 30 mm and 50 mm must not be left unattended at any time.
- Only one (1) bait net may be used at any time.
- A bait net may be set from shore or from a registered vessel.
- When setting a bait net from the shore a maximum of two (2) agents may assist. Both agents must be within 700 metres of the licence holder or registered master at all times whilst operating the net.
- If you are using your tender (or another vessel that is not your main fishing vessel) to operate a bait net, this vessel must be registered on your licence, and it must display the relevant commercial licence number e.g. "S251-1".

## Bait Net Closures

- Port MacDonnell Breakwater
- Brown Bay, GREEN POINT
- Admella Dunes, CARPENTER ROCKS / CANUNDA NATIONAL PARK
- Rivoli Bay, BEACHPORT
- Salmon Hole, BEACHPORT
- Guichen Bay, ROBE
- Robe Lakes, ROBE

- A distance of 100m from any pier, wharf or jetty.

For further information, please contact your local PIRSA Fisheries and Aquaculture office.

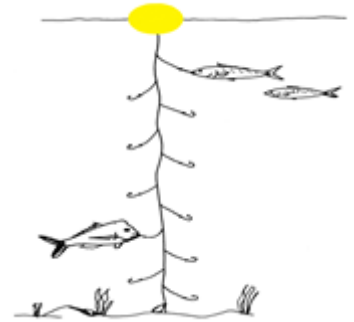
## Set Lines

All set lines used pursuant to a licence may only have a combined maximum of 400 hooks. Please ensure you are aware of current Snapper regulations.

## Drop Lines

A drop line is a device consisting of a length of line with hooks attached by snoods along its length and that is anchored by a weight, buoyed at the surface and deployed vertically through the water.

- A drop line must have one yellow buoy attached with the licence number displayed.
- A drop line must be set vertically.



## Long Lines

A long line is a length of line to which is attached one or more traces or hooks and which is anchored or buoyed at one or both ends.

- All long lines must have one end marked by one yellow buoy and the other end marked with two black buoys,
- All buoys must be marked with the appropriate licence number.

## Rock Lobster Pots

All commercial Rock Lobster pots used in the Southern Zone must meet the following design specifications:

Pot design feature	Dimensions
Maximum diameter	150 cm
Maximum height	120 cm
Escape Gaps (Must have either of Option 1 or Option 2)	<u>Option 1:</u> 2 Escape Gaps As near as possible to 180° apart Must be kept free of obstructions including lashings and mesh Minimum 5.5 cm high x 15 cm wide Bottom of gap not more than 11 cm from the base of the pot

	<u>Option 2:</u> Minimum 50 mm mesh covering the pot
Buoys	Float on the surface of water Volume of at least four (4) litres Marked with the correct licence number in letters and figures of at least 70 millimetres in height

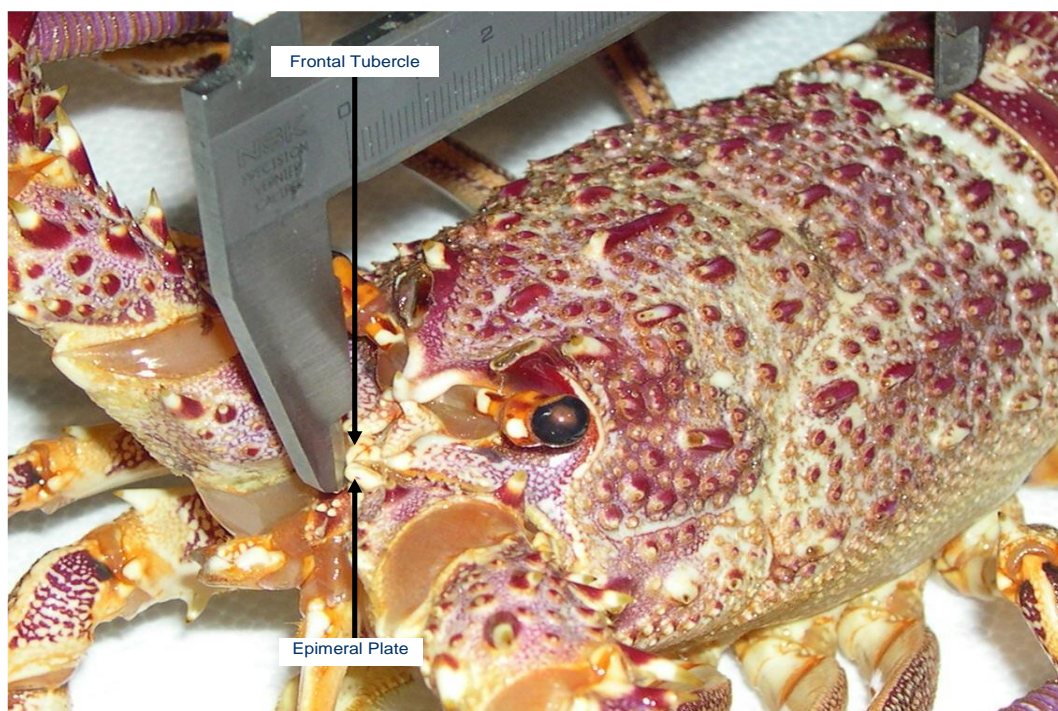
## Measuring Rock Lobster

Rock Lobster must be measured:

- Along the middle and on top of the carapace.
- From the front edge of the groove between the antennae (frontal tubercle), over the rostrum horn to the rear edge of the carapace (but not including any hairs attached to the carapace).

To measure accurately, the following technique should be applied:

- Spread the antennae sufficiently so that the epimeral plates (groove) are clearly opened.
- Place the measuring device firmly against the front edge of the groove between the antennae and measure to the rear edge of the carapace.
- If the measuring device extends over the back of the carapace, it is likely that the fish will be undersize.



## Female Rock Lobster Carrying Eggs

Female Rock Lobster carrying eggs are a protected species. Regardless of the quantity of eggs, they must immediately be returned to the water.

## Take Home Rock Lobster

- There is an allowance of 30 take home Rock Lobster per licence for each season; these are not subject to quota.
- A maximum of two (2) take home Rock Lobster may be landed per trip.
- All take home Rock Lobster must be landed whole and dead.
- The number of take home Rock Lobster must be recorded in Deckhand or PIRSA eCatch prior to leaving the vessel, regardless if any other Rock Lobster are landed or not.
- Take home Rock Lobster allowance cannot be transferred to another licence.

## Fisher Obligations

### Registered Masters

The registered boat must be in the charge of registered master. A maximum number of five registered masters may be endorsed on the licence at any time.

### Electronic Reporting

Electronic reporting is required in the SZRL Fishery. The eCatch system has been developed by PIRSA to capture all existing requirements electronically. The Deckhand application and the scales software are tailor made programs that industry has developed which feed the information from Deckhand/Scales into eCatch. Deckhand and the Scales App are the primary delivery methods for this reporting with eCatch providing an alternative electronic system for reporting as well as providing for reporting of information not incorporated into the Deckhand system.

**Important:** It is the fishers responsibility to ensure that all fishing reports have been received by the ecatch electronic database

All licence holders and registered masters require a MyPIRSA account and access to the eCatch service, available through MyPIRSA to allow for electronic reporting.

### Prior Reporting

### Unloading Rock Lobster and Giant Crab



Where Rock Lobster or Giant Crab are to be unloaded outside core hours the following actions are required.

- Prior reports are to be made through PIRSA eCatch
- The licence holder or registered master must make a prior report a minimum of one (1) hour before unloading any Rock Lobster or Giant Crab from the registered vessel outside of core hours (8:30 am to 5:00 pm). Fish cannot be landed before this report time.
- You do not need to enter the prior report number into your Deckhand submission, it can be left blank.
- If the unloading time is more than 60 minutes later than the prior reported time, another prior report will need to be completed through PIRSA eCatch to amend the time.
- If you fish in areas where you don't have internet/phone reception, arrangements need to be made so prior reports can be made within the appropriate timeframes i.e. Satellite phone if you are unloading outside core hours.

*Please Note: A prior report is not required if Rock Lobster or Giant Crab are removed from the vessel within core hours (between 8:30 am and 5:00 pm)*

## Storing of Rock Lobster on board registered vessels

- All Rock Lobster stored on a vessel must be reported through Deckhand or PIRSA eCatch prior to you leaving the vessel.

## Deckhand

All licence holders and registered masters require a unique Deckhand PIN number (issued by Real Time Data). Your unique PIN number will give you access to Deckhand and the Scales app. **DO NOT** give your PIN to anyone as this is your electronic signature. Any information recorded under your PIN will be considered a legal transaction and will be your responsibility.

## Catch and Disposal Records (CDR)

### Part A – Deckhand

Part A of the CDR must be filled out accurately, completely and submitted via Deckhand or PIRSA eCatch prior to:

- Unloading any Rock Lobster from the registered vessel; or
- Leaving the vessel while any Rock Lobster remain on board.

**Note:** If you have a “pending” Deckhand submission, you may proceed to the scales.

Rock Lobster removed from the boat must then be delivered to the nearest certified weighing station within 10 minutes of unloading and weighed immediately on arriving at the weigh station.

## Part B – Scales

Part B of the CDR must be completed and submitted via the Scales App available at certified scales station or PIRSA eCatch immediately after weighing Rock Lobster at the certified weighing station.

Note- if you used eCatch to submit Part A of the CDR *you must* use eCatch to submit Part B of the CDR as the Real Time data system will not send a stand alone weigh session through to eCatch.

## eCatch

- PIRSA eCatch can be accessed through MyPIRSA
- eCatch provides up to date licence and user information including quota balance statements
- Use eCatch to
  - De-register a vessel for recreational fishing (other than Rock Lobster)
  - Use a bait net
  - Prior report if you prefer using an online system rather than a phone-based system
  - Break tags
- You will also use eCatch to make any edits if information is incorrect, or you have pending transactions.
- eCatch is an alternative reporting system for Deckhand/Scales if they are not working.
- To access eCatch, the licence holder and registered masters must create their own account with MyPIRSA (<https://mypirsa.pir.sa.gov.au>) and apply for an eCatch (Digital Reporting) service.


## Fish Bins and Tags

- All fish bins used to store and transport Rock Lobster must be micro-chipped and approved by PIRSA Fisheries & Aquaculture.
- To arrange for bins to be approved, microchipped and weighed, the licence holder or registered master must contact PIRSA Fisheries & Aquaculture, Mount Gambier (8735 1300) or Kingston SE (8767 2358)
- All fish bins must display the current licence number

## Tags and Sealing Fish Bins

- Prior to leaving the registered vessel, all Rock Lobster must be placed in approved bins and the bins sealed with uniquely numbered PIRSA issued tag(s).
- Tag numbers must be recorded accurately in Deckhand or PIRSA eCatch.
- Tags are issued to a specific licence and therefore must not be used for other licences.
- If you do not have PIRSA issued tags, you will not be able to go fishing.
- Tags are available from PIRSA Fisheries & Aquaculture offices in Mount Gambier during business hours and Kingston (by appointment).
- It is recommended that tags are used in a consecutive number order.

*Please Note: Fish bins must remain sealed from the time they are removed from the registered vessel until they have been delivered to a registered fish processor.*



## Recording of Tags

When tags are used in consecutive order, only the first and last tag numbers need to be recorded in Deckhand or PIRSA eCatch.

Where tags are used out of sequence, all tag numbers must be recorded in Deckhand or PIRSA eCatch.

To prevent any errors, please check the tag number recorded on Deckhand is correct against the tags on your bins.

**The correct way to record tags:**

**AE042361****Incorrect ways to record tags:****42361****361****1****Broken Tags**

If a tag breaks whilst a bin is in transit between the registered vessel and the fish processor, it must be immediately replaced with a PIRSA issued tag. The broken tag needs to be threaded on to the replacement tag. Both tag numbers need to be recorded in PIRSA eCatch identifying which tag was broken.

**Replacement Tags**

If tag(s) are misplaced or lost, the lost tag numbers must immediately be reported to 1800 322 824 (1800 eCatch).

**Reconciliation of Quota on Final Day of Fishing**

On the last day that Rock Lobster is taken during the Rock Lobster season, the bin tag of the last bin may be broken at the certification station to reconcile quota if all of the following conditions are met:

- At least one hour before landing, you notify PIRSA that the trip is the final trip for the season to give notice of intent to break a tag by telephoning 1800 065 522 (1800 FISHWATCH) and lodge report through the Fishwatch Operator; and
- Only one tag may be broken for the purposes of removing Rock Lobster to reconcile the final quota balance for the season; and
- Once the Rock Lobster are removed, the bin must be immediately sealed with a replacement tag and the broken tag attached to the bin by threading it through the replacement tag; and
- If a tag is broken, he or she also notified PIRSA of the number of the replacement tag by completing an eCatch record via the PIRSA website or telephoning 1800 065 522 (1800 FISHWATCH); and
- Any Rock Lobster removed from the sealed bin must immediately be returned to the water.

## Taking Over Your Individually Allocated Quota

It is the responsibility of all licence holders to ensure that they do not exceed the number of kilograms endorsed on their licence at any time. No fishing activity should be either commenced or continued once the quota entitlement has been reached.

The regulations provide for the transfer of quota entitlements between licence holders. Any transferred increase in quota must have been approved before any fishing activity is commenced or continued.

Where there is an inadvertent exceeding of quota entitlements, the licence holder must take immediate steps to rectify the excess by arranging for an approved transfer from another licence.

- *Please Note It is the licence holders' responsibility to monitor how much quota is remaining on a licence and fish within these quota limits.*
- *Real time quota balance statements are available at all times online via eCatch. Licensing will not be issuing quota balance statements.*

### • **Electronic Scales**

- All registered masters must have an Industry key to the scales box. This key is available for collection in the PIRSA Fisheries & Aquaculture Office at Mount Gambier.
- The electronic scales are activated by the registered master entering their unique PIN number.
- If the scales are not operating correctly, the registered master must contact Real Time Data and report the fault. The fault must be reported at the time.
- If the fault cannot be fixed at that point, the registered master must weigh the fish manually, and report the manual weight through PIRSA eCatch.
- The real time data and scales support number is (08) 7100 1397

## Giant Crab (Southern Zone only)

**Season: 1 October to 30 April.**

### Giant Crab Quota

- If Giant Crab quota is endorsed on the SZRL licence, all Giant Crab landed must be weighed and recorded separately to Deckhand, Scales App.



Fishers will be transitioning to eCDR reporting in 2023/24, please ensure you are up to date with your requirements when this transition takes place.

- If Giant Crab quota is endorsed on the licence, Giant Crab cannot be taken as by-catch and must come off the Giant Crab quota holding.
- All Giant Crab(s) must be consigned to a fish processor.

## Giant Crab By-Catch

- If Giant Crab quota is not endorsed on a SZRL licence, a by-catch limit of five (5) Giant Crabs are allowed per fishing trip.
- The number of Giant Crab(s) is recorded in Deckhand or PIRSA eCatch.
- The Giant Crab is then weighed on the electronic scales. They are not required to be in a sealed bin.
- **You must select 'Giant Crab' weight on the Scales App iPad.**
- The Giant Crab(s) must be consigned to a registered fish processor.

## Registration of Vessels

All fishing for a commercial purpose (Rock Lobster or Marine Scalefish) must be undertaken from a vessel that is registered on the respective fishing licence.

Only one (1) vessel may be used at a time.

## Keeping Your Boat in Survey

Licence holders are reminded that all commercial vessels are required to operate in accordance with the *Marine Safety (Domestic Commercial Vessel) National Law Act 2012, Schedule 1*. Fishery licences and boat registrations under the *Fisheries Management Act 2007* do not replace the need to comply with Survey and Certificate of Operation requirements under the *National Law Act*. Information for commercial vessel operators is available on the Australian Maritime Safety Authority (AMSA) website at [www.amsa.gov.au](http://www.amsa.gov.au)

For more information, please contact the Australian Maritime Safety Authority (AMSA) on 1800 627 484

## Tender Vessels

A tender vessel does not need to be registered on the fishing licence if it is not going to be used in any fishing activity.

If a tender vessel is not registered on a licence, it must display the relevant commercial licence number preceded by a "T" e.g. "T-S251".

A tender vessel may be used for any recreational fishing provided it is not registered on a commercial licence and any commercial licence numbers on the vessel are covered up.

If the tender vessel is going to be used to set or retrieve bait nets (or any other commercial gear) it must be registered on the respective commercial licence.

## Fish Processors

Two types of fish processor registrations are available. They are:

### (1) **Fish Processor Registration (Full)**

As a licensed fish processor (full) you may buy product from:

- A licensed aquaculture authority holder
- A licensed commercial fisher
- A registered fish processor
- A fish wholesaler

You are not restricted with who you can sell your product to.

**Additional Note:** In order to process Abalone, Prawn or Rock Lobster direct from commercial fishers (yourself included), you must pay an additional fee and have these species endorsed on your fish processor registration. This can be arranged through PIRSA Fisheries & Aquaculture Licensing Services on (08) 8204 1370.

### (2) **Fish Processor Registration (Restricted)**

As a licensed fish processor (restricted) you may only purchase from:

- Your own fishing licence

And then sell this product to:

- A person who is not a registered fish processor; and carries on a business where the product is sold or supplied as a meal or part of a meal, directly to the public.

**Please Note:** A fish processor (restricted) is not permitted to sell product to a fish processor (full).

## Fish Processor Requirements

All processors must submit purchase records (SZRL2) electronically through PIRSA eCatch.

- Any consignment of Rock Lobster to a registered fish processor must be recorded in PIRSA eCatch
- Any sales must be recorded with a Sales Report in PIRSA eCatch
- There will be no requirement to keep paper copies when Rock Lobster are in transit as Fisheries Officers can view your electronic documentation.

## Sale of Catch

All Rock Lobster and Giant Crab must be consigned to a registered fish processor.

For holders of a licence with Option C, Marine Scalefish must be consigned to:

- A registered Fish Processor; or
- Members of the general public who will consume the product.

Marine Scalefish may be retained for personal consumption.

Consignment of Rock Lobster and non-quota Giant Crab to registered fish processors is now recorded electronically as part of the electronic scales transaction. At this point, you are required to nominate the fish processor. If you wish to split your consignment amongst more than one processor, you need to report this through your electronic scales transaction.

## Periodic (SARDI) Returns

### Catch and Effort Logbooks

- Periodic (SARDI) returns are used to monitor the sustainability of South Australia's fisheries and the information collected from these returns are integral to stock assessment and the TACC setting for the SZRLF.
- All records are required to be completed via either Deckhand and PIRSA eCatch
- Marine Scalefish that are taken and retained as incidental catch in Rock Lobster pots are recorded in the Deckhand App.
- Weights of fish taken and retained in pots and landed must be recorded.
- Marine Scalefish taken with any other gear other than Rock Lobster pots must still be recorded in the *South Australian Commercial Marine Scalefish and Miscellaneous Fisheries Daily Catch and Effort Logbook*.
- SARDI (both Rock Lobster and Marine Scalefish) returns detailing your catch for the month must be submitted within 15 days of the end of that month.
- Copies of returns must be retained for a period of 12 months.
- Marine Scalefish SARDI logbook/envelopes are available from SARDI Research Services Officer, Mt Gambier, ph. (08) 8735 1300

## Voluntary Pot Sampling

The information collected through the Voluntary Catch Sampling Program is integral to informing stock assessment for the fishery. As a result, all licence holders are strongly encouraged to participate in the Voluntary Catch Sampling Program. Contact the SARDI Research Officer at Mount Gambier on (08) 8735 1300.

## Wildlife Reporting Logbook

All fishers are required to report any interactions with threatened, endangered and protected species (TEPS) by completing a Wildlife Interaction report on eCatch (via the PIRSA Website or telephoning 1800 065 522 (1800 FISHWATCH).

Licence holders are reminded that these wildlife interaction records are required to be submitted when an interaction occurs with a threatened, endangered or protected species (e.g. Seahorse, White Shark, including all sea birds etc).

## Licensing Information

### Licence Transfers

The *Fisheries Management (Rock Lobster Fisheries) Regulations 2017* provide that a licence in respect of the SZRL Fishery may be transferred with the consent of the Minister. An application for consent must be in writing and must be made on a form, which has been approved by the Minister.

The *Fisheries Management (Rock Lobster Fisheries) Regulations 2017* provide that: The Minister may only consent to a transfer of a licence if satisfied as to the following:

- That any fees or other amounts payable in relation to the licence under the Act or the repealed Act have been paid in full.
- That the licence to be transferred has not been suspended.
- That no proceedings alleging an offence against the Act or the repealed Act are pending or likely to be commenced in the State against the holder of the licence.
- That the transferee is a natural person of at least 15 years of age and is a fit and proper person to hold a licence in respect of the fishery.
- If the transferee is a company, that each director of the company is a fit and proper person to be a director of a company that holds a licence in respect of a Rock Lobster Fishery.
- If a boat is registered for use under the licence is the subject of, or registered for use under, or is otherwise referred to in, a licence, permit, authority or other entitlement to take fish granted under a law of the Commonwealth or a corresponding law-

- (i) That the entitlement is either to be transferred together with the licence to the transferee or to be surrendered on or before the transfer of the licence; or
- (ii) That-
  - (a) The transfer of the licence separately from the entitlement is not likely to result in fishing activities that over-exploit or endanger the aquatic resources of the State; and
  - (b) The person or body that granted the entitlement concurs with the separate transfer of the licence.

## Quota Transfers

Please note that any quota transfers take effect from the time that you receive confirmation from PIRSA Fisheries and Aquaculture that the application has been approved. You must not fish quota entitlements subject to the application until that time.

The number of pot entitlements is exactly the same as the quota entitlements of your licence. In the SZRL Fishery, a pot entitlement must be transferred at the same time to the same licence as any quota entitlement is transferred. Only whole pots and uncaught quota units can be transferred.

**Please Note: Quota is transferred in whole uncaught units.**

PIRSA has developed an online quota transfer system for the SZRLF. This system can be accessed through the MyPIRSA eCatch portal and allows users to complete the quota transfer application form electronically, submit payment, and receive all approval documents via email. An information sheet regarding how to launch the quota transfer service is available by contacting the Leasing & Licensing team on (08) 8204 1370.

Online quota transfers allow for a quicker approval time with the Leasing and Licensing team and Licence Holders are encouraged to utilise this service over the paper-based system.

## Registering a Third-Party Interest

Fisheries legislation provides for the Minister, upon application and payment of the prescribed fee by the licence holder, to make a notation on the register that a third party has an interest in the licence. The Minister is required to refuse an application for surrender or transfer of a licence without the consent of the registered third party. A licence holder may nominate more than one third party, but a separate application is required for each third party.

## Change of Address



Licence holders are reminded that if they change their address, either postal or residential, notification must be sent to the Leasing & Licensing section of PIRSA Fisheries and Aquaculture, within 30 days, with their current fishery licence.

## Public Register

The *Fisheries Management Act 2007* provides that a public register of authorities (including licences) issued under the Act must be kept. This register must include, among other things, a notation that a specified person has a registered interest in a licence. This notation will be made upon application by the holder of the relevant licence, and on payment of the prescribed fee.

If you are in the process of acquiring a licence under the *Fisheries Management Act 2007* you are advised to make independent enquiries of the licence holder as to any demerit points that are recorded on that licence. The Public Register may not be up to date at the time of your search as there are sometimes delays in the allocation process and so should not be relied upon in isolation from other enquiries. Any demerit points that are incurred by the licence as at the time of the transfer will be attributed to the relevant licence in the ordinary course of business regardless of any transfers occurring in that period. If you require further clarification of the actual demerits held by a licence prior to any transfer, you will need to request that from PIRSA Fisheries & Aquaculture in writing, and as part of that process, you will need written consent of the licence holder for that information to be released to you.

## Recreational Fishing from Registered Vessels

Recreational fishing from a commercially registered vessel is permitted only for the purpose of taking fish other than Rock Lobster.

The registered master must de-register the vessel through PIRSA eCatch, 1800 FISHWATCH or the commercial app prior to fishing recreationally for Marine Scalefish.

All commercial Rock Lobster and/or Marine Scalefish must be removed from the vessel prior to it being de-registered. The take of Rock Lobster and use of Rock Lobster pots is not permitted.

Recreational fishing regulations apply.

All Marine Scalefish taken recreationally must be removed from the vessel at the conclusion of a recreational fishing trip.

## Recreational Use of Rock Lobster Pots

- Operators wishing to use a registered vessel to undertake recreational Rock Lobster fishing must remove the vessel from the commercial fishing licence.

**Please Note:** This is a different process to the “de-registration” as described

above. Information and forms are available from the PIRSA Fisheries & Aquaculture. These forms can also be found on the PIRSA Website.

- Tender vessels (or any other vessel) may be used to operate recreational Rock Lobster pots if the vessel is not endorsed on a commercial fishing licence.

## Marine Scalefish Access

Each licence allows the take of Rock Lobster, Giant Crabs and Octopus for the purpose of trade and business.

In addition to this, each licence is endorsed with one of three Marine Scalefish options – Option A, B or C. Each option allows for different access rights to species in the permitted species list (below).

### Option A

All devices other than Rock Lobster pots are removed from the licence. Permitted species may be taken as incidental by-catch in Rock Lobster pots only. They may be retained for the purposes of bait only and must not be sold. These species cannot be used for bait by other licence holders.

### Option B

All devices other than Rock Lobster pots and bait nets are removed from the licence. Permitted species may be taken using devices registered on the licence for the purposes of bait only and must not be sold. These species cannot be used for bait by other licence holders.

### Option C

Permitted species may be taken using devices registered on the licence for the purposes of trade or business.

## Permitted Species

In addition to taking Rock Lobster, fishers may also take species from the list attached below (subject to Option A, B or C). Any other species that is not on the list must be returned to the water immediately.

Size limits and catch limits apply for some species.

### Anguilliformes

Conger Eel (Family Congridae)

### Annelids

Beachworm (Class Polychaeta)

Bloodworm (Class Polychaeta)

Tubeworm (Class Polychaeta)

## **Crustaceans**

Giant Crab (*Pseudocarcinus gigas*)

Rock Crab (*Nectocarcinus integrifrons*)

Spider Crab (Family Majidae)

Velvet Crab (*Nectocarcinus tuberculosus*)

## **Molluscs**

Southern Calamari (*Sepioteuthis australis*)

Cockle

Cuttlefish (*Sepia* spp)

Mussel (*Mytilus* spp)

Octopus (*Octopus* spp)

Oyster (Family Ostreidae)

Scallop (Family Pectinidae)

Gould's Squid (*Notodarus gouldi*)

## **Scalefish**

Barracouta (*Thyrsites atun*)

Black Bream (*Acanthopagrus butcheri*)

Cod (marine species) (Family Moridae)

Dory (Family Zeidae)

Silver Drummer (*Kyphosus sydneyanus*)

Flathead (Family Platycephalidae)

Flounder (Family Bothidae or Pleuronectidae)

Southern Garfish (*Hyporhamphus melanochir*)

Bluespotted Goatfish (*Upeneichthys vlamingii*)

Australian Herring (*Arripis georgianus*)

Knifejaw (*Oplegnathus woodwardi*)

Leatherjacket (Family Monacanthidae)

Pink Ling (*Genypterus blacodes*)

Blue Mackerel (*Scomber australasicus*)

Common Jack Mackerel (*Trachurus declivis*)

Morwong (Family Cheilodactylidae)

Mullet of all species (Family Mugilidae)

Mulloway (*Argyrosomus japonicus*)  
Redfish (*Centroberyx affinis*)  
Bight Redfish (*Centroberyx gerrardi*)  
West Australian Salmon (*Arripis truttaceus*)  
Sergeant Baker (*Latropiscis purpurissatus*)  
Snapper (*Chrysophrys auratus*)  
Snook (*Sphyraena novaehollandiae*)  
Southern Sole (*Aseraggodes haackeanus*)  
Sea Sweep (*Scorpiis aequipinnis*)  
Swallowtail (*Centroberyx lineatus*)  
Blue-eye Trevalla (*Hyperoglyphe antarctica*)  
Trevally (*Carangidae* spp)  
Whiting (Family Sillaginidae)  
Blue Weed-Whiting (*Haletta semifasciata*)  
Wrasse (*Labridae*) (other than Western Blue Groper (*Achoerodus gouldii*))

### **Sharks**

Rays of all species (Class Elasmobranchii)  
Shark of all species (Class Elasmobranchii) other than White Shark (*Carcharodon carcharias*)  
Skate of all species (Class Elasmobranchii)

The following species can be taken only for bait purposes:

### **Molluscs**

Razorfish (*Pinna bicolor*)  
Vongole

### **Scalefish**

Australian Anchovy (*Engraulis australis*)  
Australian Sardine (*Sardinops sagax*)

### **Please note:**

**Eastern Rock Lobster, Tuna, Albacore, Groper, and Gurnard are not on the list and therefore MUST NOT be taken.**

**Snapper caught in a Rock Lobster pot cannot be retained and must immediately be returned to the water, irrespective of whether snapper quota is held by the licence.**

## Snapper

The Marine Scale Fishery Reform came into effect July 2021. This introduced quota for four species, King George Whiting, Snapper, Squid and Garfish.

- Snapper is the only quota managed species in the South East zone.
- Only Option C can hold quota units.
- Allocation is based on catch history (2010/11 – 2015/16 (>50kg))
- Nominal quota has not been provided to all licences

### Trading Quota

- Rock Lobster Fishers can trade out Snapper quota to Marine Scale fishers
- Cannot trade in quota from a Marine Scale licence
- Can trade quota amongst SZRL industry
- Can only trade in quota from SZRL industry if Option C is held

Snapper CANNOT be landed if you do not have quota.

For SZRL licences with Snapper quota in the South East Zone, refer to the Marine Scale Fisheries Quota User Guide or contact PIRSA Fisheries & Aquaculture, Mount Gambier (8735 1300) or Kingston SE (8767 2358).

## Mutilation of Fish at Sea

Fish that are subject to size limits cannot be filleted, divided, cup up, mangled or dismembered at sea unless they are to be used for bait purposes or consumed, within a 24-hour period.

They may be gilled, gutted and scaled.

In the case of Gummy and School Shark; removal of the head, pelvic fins, claspers, and the tail at the sub terminal notch, leaving the caudal lobe attached to the body is permitted.

## Shark Entitlements

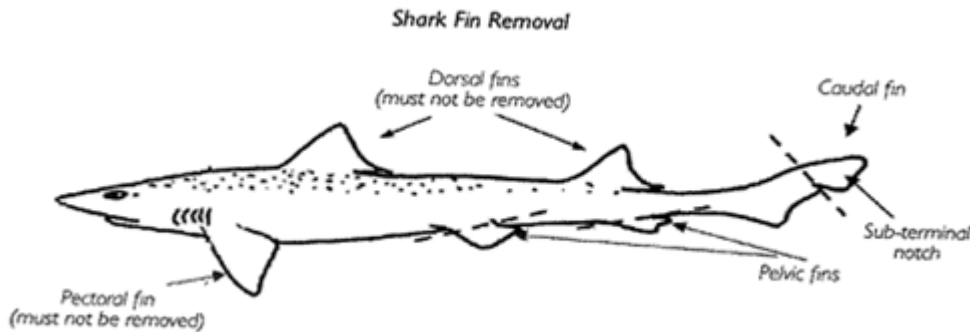
You are entitled to a daily limit (midnight to midnight) of five Gummy/School Sharks (combined) taken from State waters, or a possession limit of up to ten Gummy/School Sharks on a fishing trip of more than one day. You must report to PIRSA Fishwatch 1 hour prior to midnight on the first day advising of a multi-day fishing trip if more than five Gummy/School Shark are on board the registered vessel giving details such as latitude and longitude and number of shark on-board.

Before landing any Gummy/School Shark, a prior report to PIRSA Fishwatch must be made at least 1 hour prior to landing.



The minimum size limit for both Gummy and School Shark is 45cm, measured from the 5<sup>th</sup> gill slit to the base of the tail.

You may process Gummy/School Shark at sea by removing the head, pelvic fins, claspers, and the tail at the sub terminal notch, leaving the caudal lobe attached to the body. You may process Gummy/School Shark contrary to this, if within 24 hours of processing and during the fishing trip, the Shark is to be used as bait or eaten on board.



**Please Note: Persons with an interest in a Commercial Licence (Australian Fisheries Management Authority) with Shark entitlements are not permitted to take Gummy/School shark pursuant to a SA fishing licence.**

## Commonwealth Shark Quota

All shark taken by a vessel which holds a Commonwealth authority with shark quota, must be appropriately recorded and deducted from their Commonwealth quota allocation.

If you have any questions about your Commonwealth shark entitlements, please contact the Australian Fisheries Management Authority (AFMA).

## Demerit Points

A demerit point scheme was introduced in 2009 as a deterrent against fisheries offences.

Under the scheme, if a person or body corporate is found guilty of an offence by a court or pays an expiation fee (on-the-spot fine), they and the relevant authority will also accrue a number of demerit points.

The number of demerit points applied will vary depending on the severity of the offence.

Demerit points have a lifespan of five years from the date that they are accrued. After 5 years the demerit points are removed.

If a person or body corporate accrues 200 points within 5 years, there are a range of penalties that can apply, including disqualification from holding an authority issued under the *Fisheries Management Act 2007* (the Act), and disqualification from being a registered master on any boat, both for a period of ten years. An authority will remain disqualified until it is transferred or compulsorily acquired.

The legislation defining the demerit point scheme is located in the Act. The list of offences and respective number of demerit points incurred is located in the *Fisheries Management (Demerit Points) Regulations 2017*.

*Please Note: "Authority" means a licence, permit, registration, authorization, or authority under the Fisheries Management Act 2007.*

## Demerit Frequently Asked Questions

### What happens if I accrue 200 demerit points?

If a person or body corporate accumulates 200 demerit points within a 5-year period, they are liable to be disqualified from holding any authority issued under the *Fisheries Management Act 2007* (the Act) including:

- A commercial fishing licence
- A fish processor registration
- A recreational registration (pot or net)
- Operating as a director in a body corporate that holds an authority
- Operating as a registered master on a boat used pursuant to an authority

The disqualification period applies for 10 years.

An authority held by a disqualified person will be immediately suspended and must be transferred. If a transfer does not take effect within 180 days, the Minister may compulsorily acquire the licence. If the disqualified person holds a non-transferable fishing licence, the licence will be cancelled.

### What happens if a company (body corporate) accrues 200 demerit points?

If a body corporate accumulates 200 points within 5 years, then each director is disqualified from holding or obtaining an authority for 10 years.

The authority is also suspended and must be transferred within 180 days. If a transfer does not take effect within the required timeframe, the Minister will compulsorily acquire the licence. If the disqualified body corporate holds a non-transferable fishing licence, the licence will be cancelled.

### Will I be notified if I am close to accumulated 200 demerit points?

The Minister will send a letter to any person or body corporate when they, or the authority they hold accumulates 100 demerit points. The letter will provide a

demerit points balance. The letter will be updated and re-sent for any subsequent offending.

#### Do I incur demerit points for verbal or written warnings?

No. Demerit points are only incurred if a person or body corporate is found guilty of an offence by a court or pays an expiation fee.

#### If a registered master commits an offence while operating my fishing licence, does the licence accumulate points too?

The Act provides that the holder of an authority is responsible for an offence committed by a registered master (or agent) and therefore liable to the same penalty.

Where an authority holder is subsequently found guilty of an offence in court or pays an expiation fee, demerit points will apply to the licence.

#### What happens if multiple offences have been committed?

If multiple offences have been committed arising from the same incident, demerit points are only applied pursuant to the one offence that attracts the most demerit points.

#### If I am found guilty of a recreational offence, will the demerit points affect my commercial fishing licence?

Demerit points for a recreational offence will be accrued under your name as a natural person, however they will not be accrued on your commercial licence. Should you accumulate 200 demerit points, you will be disqualified from holding any authority issued under the Act and operating as a registered master for a period of 10 years.

#### Do demerit points affect my marine qualifications or my driver licence?

No. Demerit points only affect authorities issued under the Act. These authorities include commercial fishing licences, fish processor registrations, recreational Rock Lobster pot registrations and recreational net registrations.

#### My authority has a number of demerit points against it. If I wish to sell the licence, will the demerit points be removed?

No. The demerit points will stay with the authority until they expire after 5 years. As a person or body corporate, you will also retain demerit points until they expire after this period. Prospective buyers can obtain information on the number of demerit points accrued by a licence on the details below.

#### Where can I check my demerit point balance?

Demerit points are available by:

- Contacting PIRSA Fisheries and Aquaculture on (08) 8204 1370.

- Viewing the online Fisheries Public Register at [www.pir.sa.gov.au/fisheries/public\\_register](http://www.pir.sa.gov.au/fisheries/public_register)

## General Frequently Asked Questions

### Where can I bait net around Port MacDonnell?

The only area around Port MacDonnell closed to using a bait net is the Port MacDonnell breakwater closure. You may bait net outside this area.

Other closures apply. Please refer to the Bait Net section of this document for details.

### Can a fisher who hold a SZRL licence and a Charter Fishery licence allow his charter customers to fish with their recreational pots?

Yes. However, only the customer(s) may operate Rock Lobster pots. The Rock Lobster pots must be registered in the name(s) of those persons operating the Rock Lobster pots and bear the PIRSA issued registration tag.

Licence holders, registered masters or agents cannot operate commercial or recreational Rock Lobster pots whilst conducting charter fishing operations.

### If a vessel breaks down, comes onto the mooring, gets fixed and then heads back out to finish fishing, do they need to prior report for storing Rock Lobster on-board?

If the registered master does not leave the vessel during this time, no electronic reporting is required.

If the registered master leaves the vessel for any period of time, the master must submit an electronic report via deckhand or PIRSA eCatch prior to leaving the registered boat on which any Rock Lobster are to be left on board (stored).

For further information, refer to the storing of Rock Lobster section of this document.

### Can I fish for Giant Crab when a closure exists for the taking of Rock Lobster?

No. The closure for Rock Lobster includes a prohibition on the use of Rock Lobster pots. As Rock Lobster pots are used to take Giant Crab, this activity is not permitted.

### Can I fish outside the Southern Zone for Marine Scalefish species?

No, your Southern Zone licence only permits the taking of fish species within the waters of the Southern Zone.

## Where can I find a copy of the current *Fisheries Management (Rock Lobster Fisheries) Regulations*?

The regulations can be found online at: [www.legislation.sa.gov.au](http://www.legislation.sa.gov.au)  
See *Fisheries Management (Rock Lobster Fisheries) Regulations 2017*

## How do I get help with Deckhand queries?

Your Deckhand app has a troubleshooting section which will guide you through most of your Deckhand queries. In addition to this, there is a 24/7 support line for Deckhand and the scales (08) 7100 1397

## How do I get help with eCatch or myPIRSA?

Resources are available on our PIRSA website <https://pir.sa.gov.au/>

If you are still unable to find your answer, contact your local Fisheries Officer or the Fishwatch Duty Officer on 1800 065 522.

## Who can I call regarding my quota entitlements?

All quota balance statements are available online through eCatch.

# Contact Information

## Quota Monitoring, Licensing Enquiries (Adelaide)

2 Hamra Avenue, West Beach  
Phone: (08) 8204 1370  
Fax: (08) 8204 1388  
Email: [PIRSA.FisheriesLicensing@sa.gov.au](mailto:PIRSA.FisheriesLicensing@sa.gov.au)

## PIRSA Fisheries & Aquaculture, Policy Manager

Hamish Telfer  
Email: [Hamish.Telfer@sa.gov.au](mailto:Hamish.Telfer@sa.gov.au)

## PIRSA Fisheries Compliance (Mount Gambier)

9 Krummel Street  
PO BOX 2124  
MOUNT GAMBIER 5290  
Phone: (08) 8735 1300

## PIRSA Fisheries Compliance (Kingston, SE)

17 James Street  
PO BOX 25  
Kingston, SE 5275  
Phone: (08) 8767 2358

### **Real Time Data**

| (08) 7100 1397

### **Fishwatch (24 hours)**

1800 065 522

Request to speak with the 'Duty Officer'

### **AFMA Licensing**

Level 6 73 Northbourne Ave

Civic ACT 2600

Phone: (02) 6225 5555

Fax: (02) 6225 5500

AFMA Direct: 1300 723 621