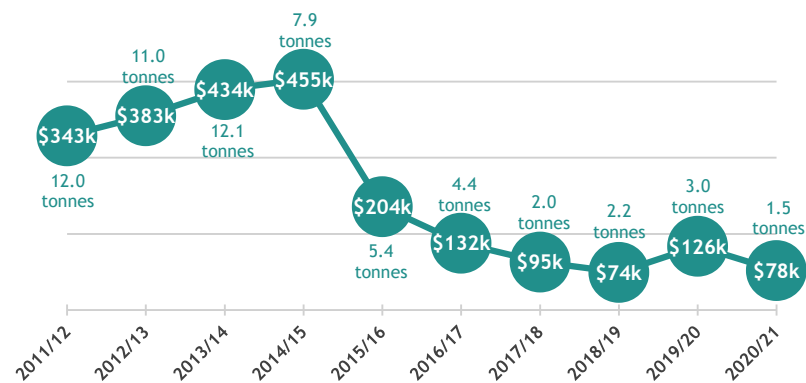


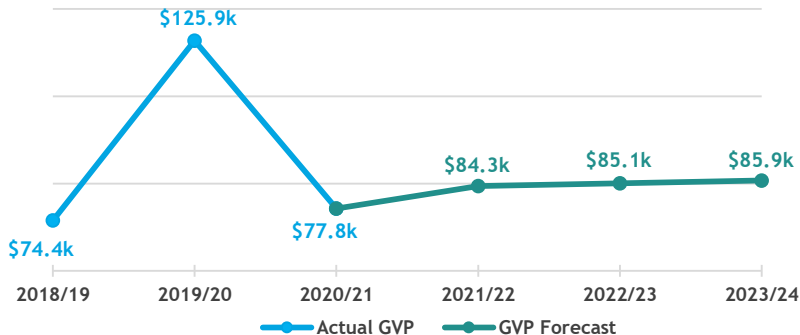
## Production and Value

Value of Production is total production multiplied by the average farm-gate price which is the net price of the product when it leaves the farm, after marketing costs have been subtracted.

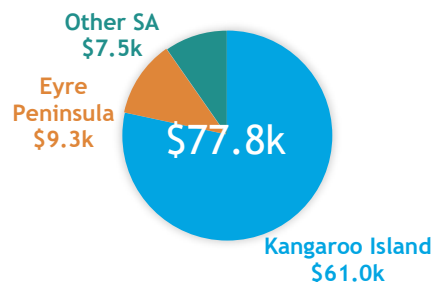
### Production (tonnes) and Value of Production (\$k)



### Value of Production, 3-Year Forecast (\$k, based on industry expectations)



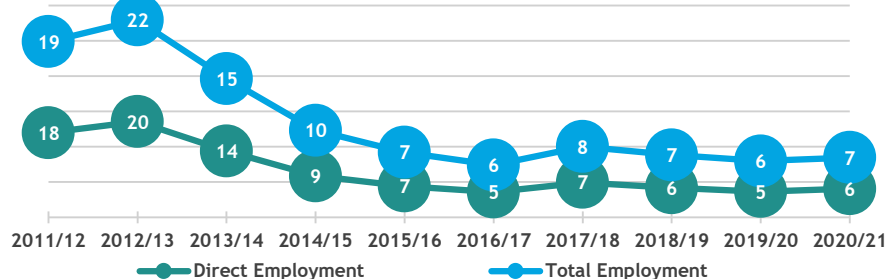
### Distribution of Production across SA Regions (\$k, 2020/21)



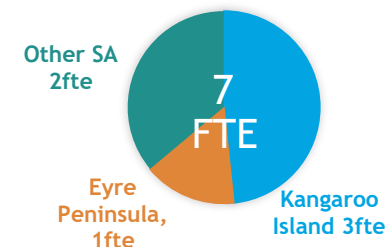
## Employment

Direct employment includes employment in aquaculture firms and downstream firms (i.e. processing, transport, retail and food service). Each of these activities generates flow-on effects or indirect employment in other sectors of the economy through purchases of inputs and the employment of labour. Total employment includes direct and indirect employment.

### Employment (fte)



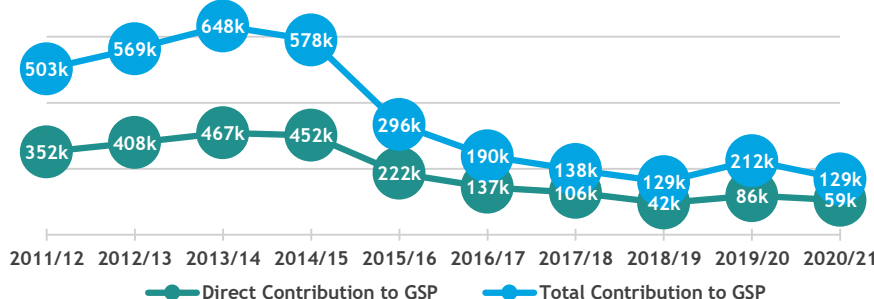
### Distribution of Total Employment across SA Regions (fte, 2020/21)



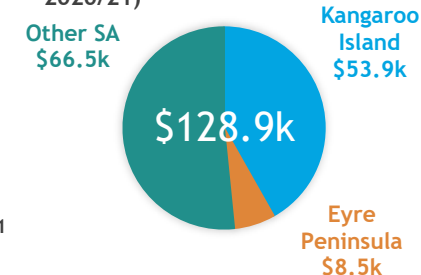
## Contribution to Gross State Product

Contribution to Gross State Product (GSP) is a measure of the net contribution of an activity to the state or regional economy across SA regions. Total GSP includes direct and flow-on.

### Contribution to GSP (\$k)



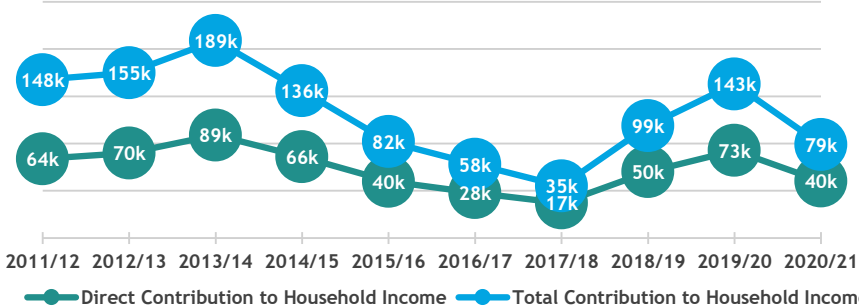
### Distribution of Total Contribution to GSP across SA Regions (\$k, 2020/21)



## Household Income

Household income is a component of Gross State Product (GSP) and is a measure of wages and salaries, drawings by owner operators and other payments to labour including overtime payments and income tax, but excluding payroll tax. Total household income includes direct and flow-on.

### Household Income (\$k)



### Distribution of Total Household Income across SA Regions (\$k, 2020/21)

