

This archived tenement data  
is offered for historical purposes  
for up to date data  
please click on the button below

# MESA Information Sheet P1

## HOLDERS OF PETROLEUM TENEMENTS

Current as at 1 January 1997

### ON-SHORE

		Interest %	Expiry date	Area (km <sup>2</sup> )	Minimum area to be relinquished upon renewal (km <sup>2</sup> )
<b>PETROLEUM EXPLORATION LICENCES (PEL)</b>					
5.	Delhi Petroleum Pty Ltd	100	27/2/99	36 475.481	Final Renewal
6	Santos Ltd	100	27/2/99	36 475.481	Final Renewal
25	Euro Pacific Energy Pty Ltd	50	10/8/99	213	53.25
	Harken Energy NL	24			
	Hardman Oil and Gas Pty Ltd	20			
	Plymouth Resources Pty Ltd	6			
27	Oil Company of Australia Ltd	60	30/7/99	1 231	848
	Basin Oil NL	25			
	Ampolex (PPL) Pty Ltd	10			
	Cultus Petroleum (Australia) NL	5			
32	Sagasco Southeast Inc.	35.7143	18/2/2000	1 118.05	576.25
	Omega Oil NL	24.2857			
	Boral Energy Resources Ltd	20			
	Basin Oil NL	15			
	Cultus Petroleum (Australia) NL	5			
34	Nerdlihc Co. Inc.	100	27/6/2000	5 597	Final Renewal
39	Basin Oil NL	91.25	9/11/99	672	231.75
	Cultus Petroleum (Australia) NL	8.75			
# 40	Boral Energy Resources Ltd	100	9/11/99	763	274.50
41	Frontier Exploration Ltd	100	18/2/2000	7 911	3 957.25
45	Beach Petroleum NL	30	28/8/99	11 785	2 946.25
	Claremont Petroleum NL	30			
	Oakman Pty Ltd	20			
	J.F. Allender	20			
*49	Felstea Pty Ltd	100	30/6/96	6 873	2 303.25
*50	Felstea Pty Ltd	100	30/6/96	7 285	2 428.50
51	Beach Petroleum NL	30	28/8/99	2 667	666.75
	Claremont Petroleum NL	30			
	Oakman Pty Ltd	20			
	J.F. Allender	20			
*53	Wagner (Australia) Ltd	50	3/12/95	7 198	2 534
	Brown (Australia) Ltd	50			
*57	Lakes Oil NL	70	17/11/96	1 048	262
	Victoria Petroleum NL	10			
	Cultus Petroleum (Australia) NL	10			
	Mirboo Ridge Pty Ltd	10			

		Interest %	Expiry date	Area (km <sup>2</sup> )	Minimum area to be relinquished upon renewal (km <sup>2</sup> )
59	Wagner (Australia) Ltd	50	30/3/98	4 129	1 032.25
	Brown (Australia) Ltd	50			
60	Oil Company of Australia Ltd	100	10/8/99	1 069	267.25
61	Hemley Exploration Pty Ltd	100	22/5/2001	6 258	1 564.5
62	Lakes Oil NL	50	2/11/2000	2 023	505.75
	Sun Resources NL	50			
63	Hemley Exploration Pty Ltd	100	22/5/2001	10 930	2 732.5
64	Corporate Developments Pty Ltd	100	11/10/2000	12 556	3 139
65	Matthew Reilly	100	26/10/2000	1 227	306.75
66	Boral Energy Resources Ltd	100	17/6/2001	1 234	308.5
67	Ramvest Pty Ltd	100	10/12/2001	6299	1 574.75
Total				173 027.062	

\*Application for renewal pending

# Application for surrender is being processed

#### PETROLEUM PRODUCTION LICENCES (PPLs)

		Interest %	Expiry date	Area (km <sup>2</sup> )	Name of area
6	*Santos Ltd	45.25	31/12/2005	257.4	Gidgealpa Field
	Delhi Petroleum Pty Ltd	30			
	Vamgas Pty Ltd	10			
	Boral Energy Resources Ltd	10			
	Crusader Resources NL	4.75			
7	" "		31/12/2005	254.2	Moomba North Field
8	" "		31/12/2005	254.0	Moomba West Field
9	" "		31/12/2005	133.0	Moomba South Field
10	" "		31/12/2005	226.4	Daralingie Field
11	" "		31/12/2005	160.1	Big Lake Field
12	" "		31/12/2005	157.3	Burke-Dullingari Fields
13	" "		31/12/2005	56.07	Brumby Field
14	" "		31/12/2005	233.05	Toolachee Field
15	*Santos Ltd	60.25	31/12/2005	154.3	Della Field
	Delhi Petroleum Pty Ltd	21			
	Vamgas Pty Ltd	7			
	Boral Energy Resources Ltd	7			
	Crusader Resources NL	4.75			
16	" "		31/12/2005	126.9	Big Lake and Namur Fields
17	Alliance Petroleum Aust. Pty Ltd	50	31/12/2005	140.83	Merrimelia Field
	*Santos Ltd	20.25			
	Delhi Petroleum Pty Ltd	15			
	Vamgas Pty Ltd	5			
	Boral Energy Resources Ltd	5			
	Crusader Resources NL	4.75			
18	Bridge Oil Developments Pty Ltd	23.75	31/12/2005	109.4	Fly Lake-Brolga Fields
	*Santos Ltd	20.25			
	Delhi Petroleum Pty Ltd	15			
	Basin Oil NL	12.5			
	Reef Oil Pty Ltd	12.5			
	Vamgas Pty Ltd	5			
	Boral Energy Resources Ltd	5			
	Crusader Resources NL	4.75			
	Santos (BOL) Pty Ltd	1.25			
19	" "		31/12/2005	36.5	Moorari Field
20	" "		31/12/2005	129.72	Tirrawarra Field
21	*Air Liquide Australia Ltd	100	30/04/2000	144.96	Caroline Field

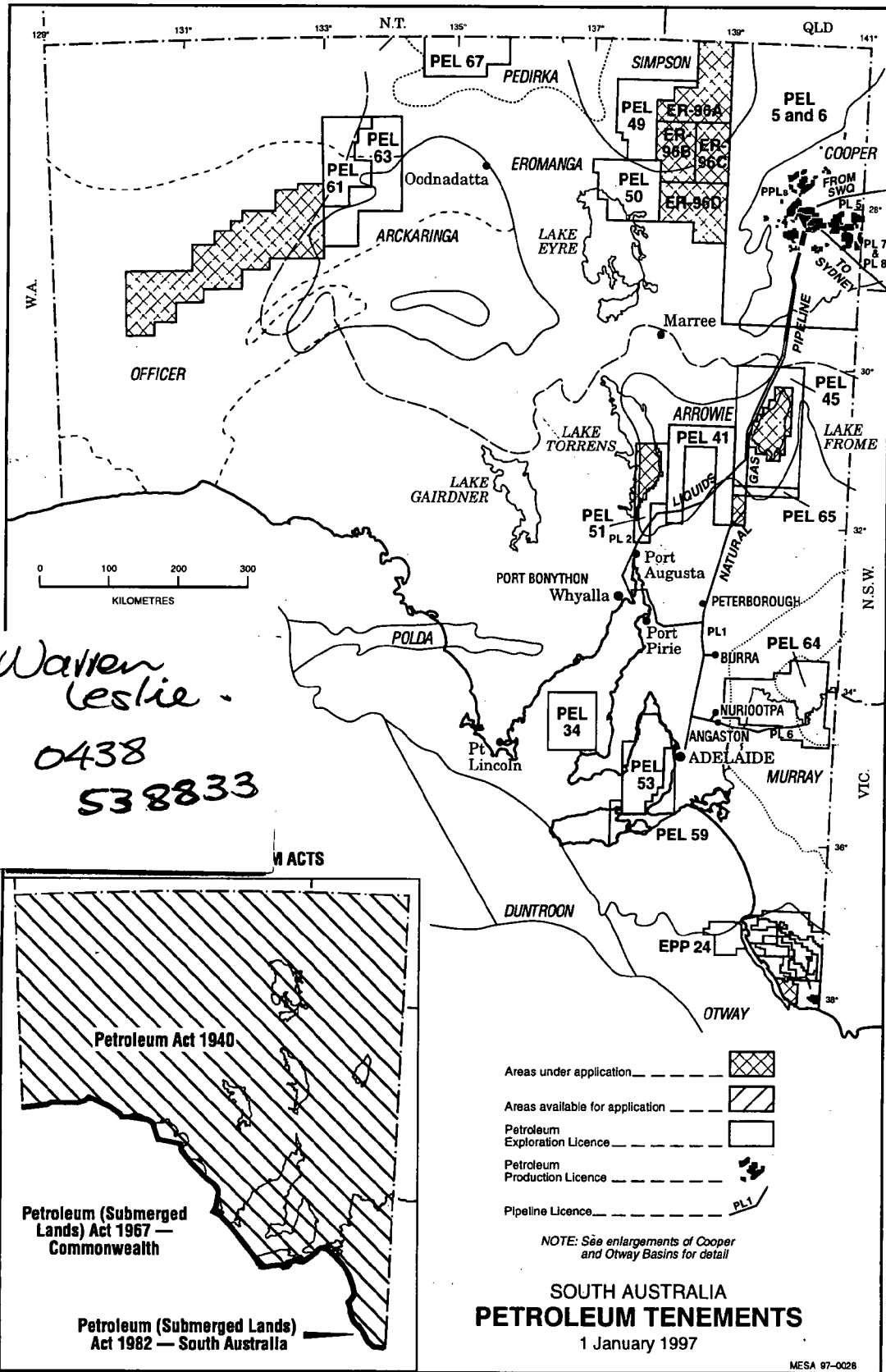
		Interest %	Expiry date	Area (km <sup>2</sup> )	Name of area
22	*Santos Ltd Delhi Petroleum Pty Ltd Boral Energy Resources Ltd Vamgas Pty Ltd Crusader Resources NL	60.25 21 7 7 4.75	31/12/2006	233.82	Strzelecki Field
23	*Santos Ltd Delhi Petroleum Pty Ltd Boral Energy Resources Ltd Vamgas Pty Ltd Crusader Resources NL	45.25 30 10 10 4.75	31/12/2006	79.9	Munkarie Field
24	" "		31/12/2006	167.69	Kidman Field
25	" "		31/12/2006	19.6	Narcoonowie Field
26	Vamgas Pty Ltd *Santos Ltd Delhi Petroleum Pty Ltd Boral Energy Resources Ltd Crusader Resources NL	43.75 25.6022 17.143 10.536 2.9688	10/6/2007	3.6	Cuttapirrie Field
27	Alliance Petroleum Aust. Pty Ltd *Santos Ltd Delhi Petroleum Pty Ltd Boral Energy Resources Ltd Vamgas Pty Ltd Crusader Resources NL	50 20.25 15 5 5 4.75	31/12/2006	23.4	Mudrangie Field
28	*Santos Ltd Boral Energy Resources Ltd Vamgas Pty Ltd Delhi Petroleum Pty Ltd Crusader Resources NL	30.25 30 20 15 4.75	6/5/2007	15.7	Kanowana Field
29	Bridge Oil Developments Pty Ltd *Santos Ltd Delhi Petroleum Pty Ltd Basin Oil NL Reef Oil Pty Ltd Vamgas Pty Ltd Boral Energy Resources Ltd Crusader Resources NL Santos (BOL) Pty Ltd	23.75 20.25 15 12.5 12.5 5 5 4.75 1.25	31/12/2008	2.99	Rakoona Field
30	*Santos Ltd Delhi Petroleum Pty Ltd Vamgas Pty Ltd Boral Energy Resources Ltd Crusader Resources NL	60.25 21 7 7 4.75	31/12/2006	48.6	Limestone Creek- Biala Fields
31	*Santos Ltd Delhi Petroleum Pty Ltd Vamgas Pty Ltd Boral Energy Resources Ltd Crusader Resources NL	40.25 27 14 14 4.75	6/5/2007	5.7	Wanoocha Field
32	" "		6/5/2007	5.65	Muteroo Field
33	Alliance Petroleum Aust. Pty Ltd *Santos Ltd Delhi Petroleum Pty Ltd Boral Energy Resources Ltd Vamgas Pty Ltd Crusader Resources NL	50 20.25 15 5 5 4.75	31/12/2006	15.4	Bookabourdie Field
34	*Santos Ltd Delhi Petroleum Pty Ltd Vamgas Pty Ltd Boral Energy Resources Ltd Crusader Resources NL	60.25 21 7 7 4.75	31/12/2006	9.46	McKinlay Field
35	Alliance Petroleum Aust. Pty Ltd *Santos Ltd Delhi Petroleum Pty Ltd Vamgas Pty Ltd Boral Energy Resources Ltd Crusader Resources NL	50 20.25 15 5 5 4.75	31/12/2006	21.3	Meranji Field
36	*Santos Ltd Delhi Petroleum Pty Ltd Vamgas Pty Ltd Boral Energy Resources Ltd Crusader Resources NL	60.25 21 7 7 4.75	31/12/2006	46.93	Ulandi/Alwyn/Jena Fields

		Interest %	Expiry date	Area (km <sup>2</sup> )	Name of area
37	*Santos Ltd Delhi Petroleum Pty Ltd Vamgas Pty Ltd Boral Energy Resources Ltd Crusader Resources NL	40.25 27 14 14 4.75	6/10/2007	7.64	Spencer Field
38	" "		6/10/2007	10.21	Dirkala Field
39	*Santos Ltd Delhi Petroleum Pty Ltd Vamgas Pty Ltd Boral Energy Resources Ltd Crusader Resources NL	60.25 21 7 7 4.75	31/12/2006	1.50	Nungeroo Field
40	*Santos Ltd Delhi Petroleum Pty Ltd Vamgas Pty Ltd Boral Energy Resources Ltd Crusader Resources NL	45.25 30 10 10 4.75	31/12/2007	10.59	Lepena Field
41	*Santos Ltd Delhi Petroleum Pty Ltd Vamgas Pty Ltd Boral Energy Resources Ltd Crusader Resources NL	45.25 30 10 10 4.75	31/12/2011	20.34	Mundi/Kapinka Fields
42	Alliance Petroleum Aust. Pty Ltd *Santos Ltd Delhi Petroleum Pty Ltd Boral Energy Resources Ltd Vamgas Pty Ltd Crusader Resources NL	50 20.25 15 5 5 4.75	31/12/2008	7.26	Bookabourdie (Extension) Field
43	" "		31/12/2008	3.29	Taylor South Field
44	" "		31/12/2008	5.23	Bimbaya Field
45	*Santos Ltd Delhi Petroleum Pty Ltd Boral Energy Resources Ltd Vamgas Pty Ltd Crusader Resources NL	47.25 30 10 8 4.75	29/03/2010	1.30	Taloola Field
46	" "		20/12/2009	1.99	Tantanna Field
47	" "		20/12/2009	3.50	Sturt and Sturt East Fields
48	*Santos Ltd Boral Energy Resources Ltd Vamgas Pty Ltd Delhi Petroleum Pty Ltd Crusader Resources NL	30.25 30 20 15 4.75	31/12/2010	2.12	Kurunda Field
49	" "		31/12/2010	8.09	Leleptian Field
50	Bridge Oil Developments Pty Ltd *Santos Ltd Delhi Petroleum Pty Ltd Reef Oil Pty Ltd Basin Oil NL Boral Energy Resources Ltd Vamgas Pty Ltd Crusader Resources NL Santos (BOL) Pty Ltd	23.75 20.25 15 12.5 12.5 5 5 4.75 1.25	31/12/2009	17.26	Andree Field
51	*Santos Ltd Delhi Petroleum Pty Ltd Vamgas Pty Ltd Boral Energy Resources Ltd Crusader Resources NL	45.25 30 10 10 4.75	31/12/2011	6.88	Kirralee Field
52	Alliance Petroleum Aust. Pty Ltd *Santos Ltd Delhi Petroleum Pty Ltd Boral Energy Resources Ltd Vamgas Pty Ltd Crusader Resources NL	50 20.25 15 5 5 4.75	31/12/2009	1.59	Gooranie South Field
53	*Santos Ltd Delhi Petroleum Pty Ltd Vamgas Pty Ltd Boral Energy Resources Ltd Crusader Resources NL	40.25 27 14 14 4.75	4/12/2010	1.78	Spencer West Field
54	*Santos Ltd Delhi Petroleum Pty Ltd Vamgas Pty Ltd Boral Energy Resources Ltd Crusader Resources NL	40.25 27 14 14 4.75	15/6/2010	0.10	Pintari North Field

		Interest %	Expiry date	Area (km <sup>2</sup> )	Name of area
55	Bridge Oil Developments Pty Ltd	23.75	31/12/2011	9.71	Varanus Field
	*Santos Ltd	20.25			
	Reef Oil Pty Ltd	12.5			
	Basin Oil NL	12.5			
	Delhi Petroleum Pty Ltd	15			
	Boral Energy Resources Ltd	5			
	Vamgas Pty Ltd	5			
	Crusader Resources NL	4.75			
	Santos (BOL) Pty Ltd	1.25			
56	Alliance Petroleum Aust. Pty Ltd-	50	31/12/2013	3.74	Varanus South Field
	*Santos Ltd	20.25			
	Delhi Petroleum Pty Ltd	15			
	Boral Energy Resources Ltd	5			
	Vamgas Pty Ltd	5			
	Crusader Resources NL	4.75			
57	*Santos Ltd	40.25	16/7/2011	10.47	Thurakinna Field
	Delhi Petroleum Pty Ltd	27			
	Vamgas Pty Ltd	14			
	Boral Energy Resources Ltd	14			
	Crusader Resources NL	4.75			
58	*Santos Ltd	45.25	31/12/2010	14.88	Mettika Field
	Delhi Petroleum Pty Ltd	30			
	Vamgas Pty Ltd	10			
	Boral Energy Resources Ltd	10			
	Crusader Resources NL	4.75			
59	*Santos Ltd	40.25	16/7/2011	10.46	Garanjanie Field
	Delhi Petroleum Pty Ltd	27			
	Vamgas Pty Ltd	14			
	Boral Energy Resources Ltd	14			
	Crusader Resources NL	4.75			
60	*Santos Ltd	40.25	25/5/2014	6.54	Wirrarie North Field
	Delhi Petroleum Pty Ltd	27			
	Vamgas Pty Ltd	14			
	Boral Energy Resources Ltd	14			
	Crusader Resources NL	4.75			
61	*Santos Ltd	40.25	17/10/2011	11.86	Arrakis-Murta Fields
	Delhi Petroleum Pty Ltd	27			
	Vamgas Pty Ltd	14			
	Boral Energy Resources Ltd	14			
	Crusader Resources NL	4.75			
62	Sagasco Southeast Inc.	35.7143	26/11/2011	26.93	Katnook, Ladbroke and Haselgrove Gas Fields
	Omega Oil NL	24.2857			
	*Boral Energy Resources Ltd	20			
	Cultus Petroleum (Australia) NL	15			
	Basin Oil NL	5			
63	*Santos Ltd	47.25	23/5/2012	1.28	Malgoona (East) Field
	Delhi Petroleum Pty Ltd	30			
	Vamgas Pty Ltd	8			
	Boral Energy Resources Ltd	10			
	Crusader Resources NL	4.75			
64	" "		23/5/2012	1.92	Malgoona (West) Field
65	*Santos Ltd	40.25	17/7/2012	6.36	Kujani Field
	Delhi Petroleum Pty Ltd	27			
	Vamgas Pty Ltd	14			
	Boral Energy Resources Ltd	14			
	Crusader Resources NL	4.75			
66	*Santos Ltd	30.25	24/11/2012	10.60	Jack Lake Field
	Boral Energy Resources Ltd	30			
	Vamgas Pty Ltd	20			
	Delhi Petroleum Pty Ltd	15			
	Crusader Resources NL	4.75			
67	*Santos Ltd	40.25	17/7/2012	10.91	Keena Field
	Delhi Petroleum Pty Ltd	27			
	Vamgas Pty Ltd	14			
	Boral Energy Resources Ltd	14			
	Crusader Resources NL	4.75			
68	Alliance Petroleum Aust. Pty Ltd	50	31/12/2011	14.09	Cooba Field
	*Santos Ltd	20.25			
	Delhi Petroleum Pty Ltd	15			
	Boral Energy Resources Ltd	5			
	Vamgas Pty Ltd	5			
	Crusader Resources NL	4.75			

		Interest %	Expiry date	Area (km <sup>2</sup> )	Name of area
69	*Santos Ltd	45.25	31/12/2011	11.64	Tarwonga Field
	Delhi Petroleum Pty Ltd	30			
	Boral Energy Resources Ltd	10			
	Vamgas Pty Ltd	10			
	Crusader Resources NL	4.75			
70	*Santos Ltd	40.25	25/5/2014	5.70	Farina Field
	Delhi Petroleum Pty Ltd	27			
	Vamgas Pty Ltd	14			
	Boral Energy Resources Ltd	14			
	Crusader Resources NL	4.75			
71	*Santos Ltd	45.25	31/12/2013	15.68	Kerna Field
	Delhi Petroleum Pty Ltd	30			
	Boral Energy Resources Ltd	10			
	Vamgas Pty Ltd	10			
	Crusader Resources NL	4.75			
72	" "		31/12/2013	17.45	Dilchee/Pira Fields
73	*Santos Ltd	60.25	31/12/2015	1.05	Mudlalee Field
	Delhi Petroleum Pty Ltd	21			
	Vamgas Pty Ltd	7			
	Boral Energy Resources Ltd	7			
	Crusader Resources NL	4.75			
74	*Santos Ltd	45.25	31/12/2015	4.66	Allambi Field
	Delhi Petroleum Pty Ltd	30			
	Vamgas Pty Ltd	10			
	Boral Energy Resources Ltd	10			
	Crusader Resources NL	4.75			
75	*Santos Ltd	40.25	26/10/2016	6.46	Caladan Field
	Delhi Petroleum Pty Ltd	27			
	Vamgas Pty Ltd	14			
	Boral Energy Resources Ltd	14			
	Crusader Resources NL	4.75			
76	Vamgas Pty Ltd	43.75	26/10/2016	3.39	Telopea Field
	*Santos Ltd	25.6022			
	Delhi Petroleum Pty Ltd	17.1430			
	Boral Energy Resources Ltd	10.5360			
	Crusader Resources NL	2.9688			
77	Vamgas Pty Ltd	43.75	26/10/2016	9.66	Keleary Field
	*Santos Ltd	25.6022			
	Delhi Petroleum Pty Ltd	17.1430			
	Boral Energy Resources Ltd	10.5360			
	Crusader Resources NL	2.9688			
78	*Santos Ltd	45.25	31/12/2016	5.55	Baratta Field
	Delhi Petroleum Pty Ltd	30			
	Vamgas Pty Ltd	10			
	Boral Energy Resources	10			
	Crusader Resources NL	4.75			
79	*Santos Ltd	45.25	31/12/2016	2.35	Gahnia Field
	Delhi Petroleum Pty Ltd	30			
	Vamgas Pty Ltd	10			
	Boral Energy Resources	10			
	Crusader Resources NL	4.75			
80	Alliance Petroleum Aust. Pty Ltd	50	31/12/2016	3.36	Correa Field
	*Santos Ltd	20.25			
	Delhi Petroleum Pty Ltd	15			
	Vamgas Pty Ltd	5			
	Boral Energy Resources Ltd	5			
	Crusader Resources NL	4.75			
81	*Santos Ltd	40.25	31/10/2017	4.39	Caladan Northeast Field
	Delhi Petroleum Pty Ltd	27			
	Vamgas Pty Ltd	14			
	Boral Energy Resources Ltd	14			
	Crusader Resources NL	4.75			
82	" "		31/12/2016	5.72	Waukatanna Field
83	*Santos Ltd	45.25	31/12/2016	3.2	Pogona Field
	Delhi Petroleum Pty Ltd	30			
	Vamgas Pty Ltd	10			
	Boral Energy Resources Ltd	10			
	Crusader Resources NL	4.75			
<b>Total</b>				<b>3 624.55</b>	

\*Operator



<b>PIPELINES LICENCES (PL)</b>		<b>Interest %</b>	<b>Expiry date</b>	<b>Length (km)</b>
1	Tenneco Energy SA Pty Ltd	100	29/06/2016	1 067.31
2	Santos Ltd	37.7294	25/11/2002	659
	Delhi Petroleum Pty Ltd	17.0342		
	Boral Energy Resources Ltd	13.1493		
	Bridge Oil Development Pty Ltd	8.8143		
	Vamgas Pty Ltd	7.5459		
	Reef Oil Pty Ltd	4.6391		
	Basin Oil NL	4.6391		
	Crusader Resources NL	3.9303		
	Alliance Petroleum Aust. Pty Ltd	1.5509		
	Santos Petroleum Pty Ltd	0.5036		
	Santos (BOL) Pty Ltd	0.4639		
3	Tenneco Energy SA Pty Ltd	100	29/06/2016	4.5
4	Tenneco Energy SA Pty Ltd	100	29/06/2016	67
5	Santos Ltd	32.6300	21/04/2013	92
	Delhi Petroleum Pty Ltd	23.2000		
	Santos Petroleum Pty Ltd	18.7200		
	Boral Energy Resources Ltd	16.5000		
	Vamgas Pty Ltd	7.5125		
	Australian Hydrocarbons Ltd	1.2000		
	Oil Company of Australia NL	0.2375		
6	South Australian Gas Co Ltd	100	26/01/2015	231
7	East-Aust Pipeline Ltd	100	29/06/2015	111
8	Gorodok Pty Ltd	100	09/07/2017	101
<b>Total</b>				<b>2 332.81</b>

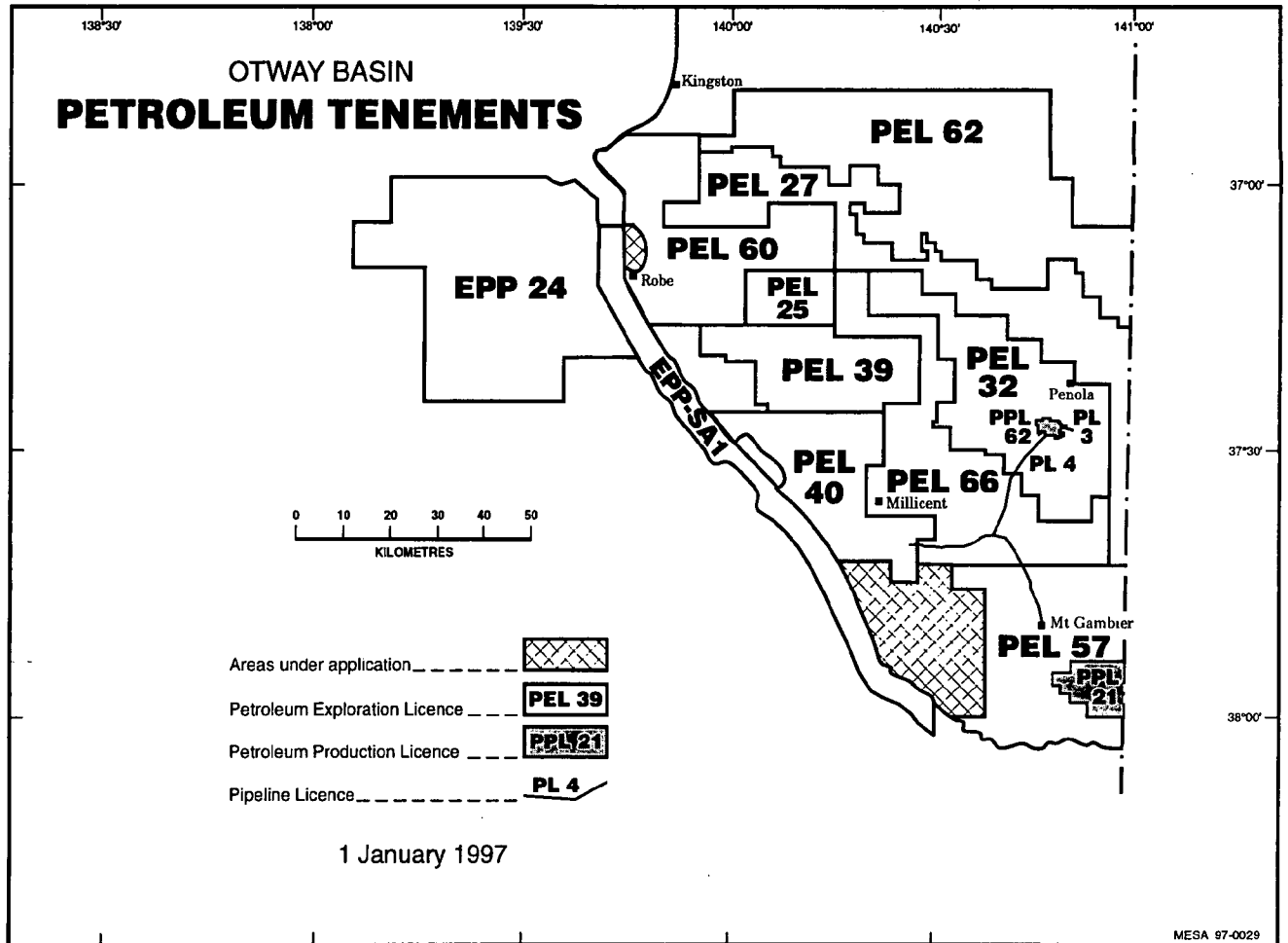
## OFF-SHORE

		<b>Interest %</b>	<b>Expiry date</b>	<b>Number of graticular blocks</b>
<b>EXPLORATION PERMITS FOR PETROLEUM (EPP)</b>				
24	*Boral Energy Resources Ltd	51.43	29/07/2001	31
	Cultus Petroleum NL	17.57		
	Lakes Oil (Offshore) Pty Ltd	13.33		
	Basin Oil NL	5		
	Victoria Diamond Exploration Pty Ltd	6.67		
	Durum (Australia) Pty Ltd	6		
#26	*BHP Petroleum (Victoria) Pty Ltd	60	30/08/97	242
	Impex South Lincoln Ltd	20		
	Deilmann Oil and Gas Pty Ltd	20		
<i>EPP(Pursuant to the SA Petroleum (Submerged Lands) Act 1982)</i>				
SA-1	*Cultus Petroleum (Australia) NL	55	14/11/98	27
	Oil Company of Australia Ltd	20		
	Cultus Timor Sea Ltd	15		
	Basin Oil NL	10		
<b>Total</b>				<b>300</b>

*\*Operator*

*+Application for renewal pending*

*#Application for surrender is being processed*



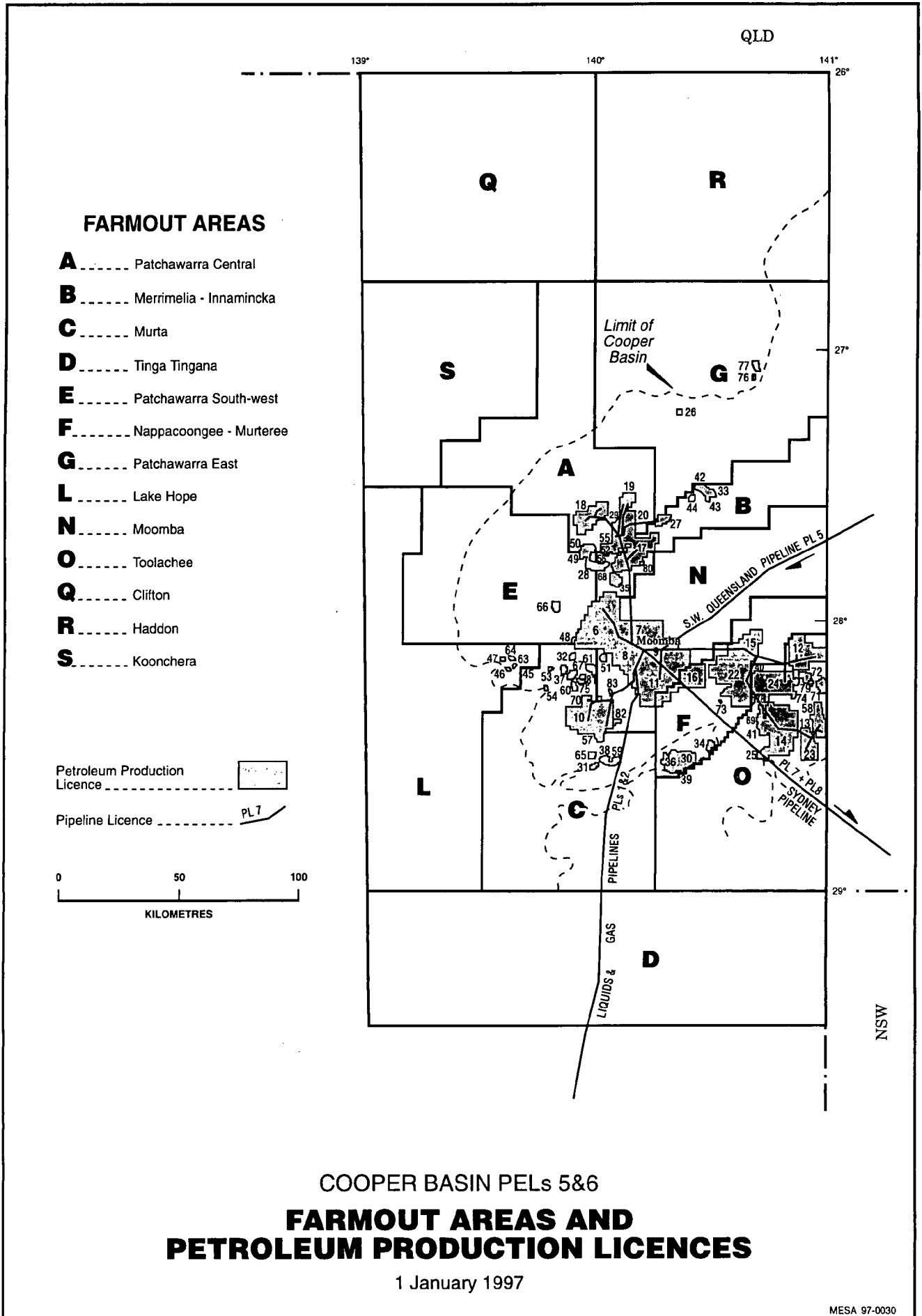
### INTERESTS IN PEL 5 AND 6 FARMOUT AREAS

		%
Patchawarra Central	- Bridge Oil Developments Pty Ltd	23.75
	- *Santos Ltd	20.25
	- Delhi Petroleum Pty Ltd	15.00
	- Basin Oil NL	12.50
	- Reef Oil Pty Ltd	12.50
	- Vamgas Pty Ltd	5.00
	- Boral Energy Resources Ltd	5.00
	- Crusader Resources NL	4.75
	- Santos (BOL) Pty Ltd	1.25
	Merrimelia-Innamincka	- Alliance Petroleum Australia Pty Ltd
- *Santos Ltd		20.25
- Delhi Petroleum Pty Ltd		15.0
- Vamgas Pty Ltd		5.0
- Boral Energy Resources Ltd		5.0
- Crusader Resources NL		4.75
Murta	- *Santos Ltd	40.25
	- Delhi Petroleum Pty Ltd	27.0
	- Vamgas Pty Ltd	14.0
	- Boral Energy Resources Ltd	14.0
	- Crusader Resources NL	4.75
Tinga-Tingana	- *Santos Ltd	40.25
	- Delhi Petroleum Pty Ltd	27.0
	- Vamgas Pty Ltd	14.0
	- Boral Energy Resources Ltd	14.0
	- Crusader Resources NL	4.75
Patchawarra South-West	- *Santos Ltd	30.25
	- Boral Energy Resources Ltd	30
	- Vamgas Pty Ltd	20.0
	- Delhi Petroleum Pty Ltd	15.0
	- Crusader Resources NL	4.75

Nappacoongee-Murteree	- *Santos Ltd	60.25
	- Delhi Petroleum Pty Ltd	21.0
	- Vamgas Pty Ltd	7.0
	- Boral Energy Resources Ltd	7.0
	- Crusader Resources NL	4.75
Patchawarra East	- Vamgas Pty Ltd	43.75
	- *Santos Ltd	25.6022
	- Delhi Petroleum Pty Ltd	17.143
	- Boral Energy Resources Ltd	10.536
	- Crusader Resources NL	2.9688
Lake Hope	- *Santos Ltd	47.25
	- Delhi Petroleum Pty Ltd	30.0
	- Boral Energy Resources Ltd	10.0
	- Vamgas Pty Ltd	8.0
	- Crusader Resources NL	4.75
Moomba	- *Santos Ltd	45.25
	- Delhi Petroleum Pty Ltd	30.0
	- Vamgas Pty Ltd	10.0
	- Boral Energy Resources Ltd	10.0
	- Crusader Resources NL	4.75
Toolachee	- *Santos Ltd	45.25
	- Delhi Petroleum Pty Ltd	30.0
	- Vamgas Pty Ltd	10.0
	- Boral Energy Resources Ltd	10.0
	- Crusader Resources NL	4.75
Birdsville Track Ridge 'A' (Haddon)	- *Santos Ltd	47.75
	- Delhi Petroleum Pty Ltd	30.00
	- Vamgas Pty Ltd	8.75
	- Boral Energy Resources Ltd	8.75
	- Crusader Resources NL	4.75
Birdsville Track Ridge 'B' (Clifton)	- *Santos Ltd	45.25
	- Delhi Petroleum Pty Ltd	30.0
	- Vamgas Pty Ltd	10.0
	- Boral Energy Resources Ltd	10.0
	- Crusader Resources NL	4.75
Birdsville Track Ridge 'C' (Kooncherra)	- *Santos Ltd	45.25
	- Delhi Petroleum Pty Ltd	30.00
	- Vamgas Pty Ltd	10.00
	- Boral Energy Resources Ltd	10.00
	- Crusader Resources NL	4.75

---

*\*Operator*



**MINES AND ENERGY RESOURCES SOUTH AUSTRALIA**

191 Greenhill Road, Parkside, South Australia

PO Box 151

Eastwood SA 5063

Telephone: (08) 8274 7500

overseas: (IAC) 61 8 8274 7500

Facsimile: (08) 8272 7597

overseas: (IAC) 61 8 8272 7597

# MESA Information Sheet

P1

## HOLDERS OF PETROLEUM TENEMENTS

Current as at 1 October 1996

### ON-SHORE

		Interest %	Expiry date	Area (km <sup>2</sup> )	Minimum area to be relinquished upon renewal (km <sup>2</sup> )
<b>PETROLEUM EXPLORATION LICENCES (PEL)</b>					
5	Delhi Petroleum Pty Ltd	100	27/2/99	36 468.826	Final Renewal
6	Santos Ltd	100	27/2/99	36 468.826	Final Renewal
25	Euro Pacific Energy Pty Ltd	50	10/8/99	213	53.25
	Harken Energy NL	24			
	Hardman Oil and Gas Pty Ltd	20			
	Plymouth Resources Pty Ltd	6			
27	Oil Company of Australia Ltd	60	30/7/99	1 231	848
	Basin Oil NL	25			
	Ampolex (PPL) Pty Ltd	10			
	Cultus Petroleum (Australia) NL	5			
32	Sagasco Southeast Inc.	35.7143	18/2/2000	1 118.05	576.25
	Minora Resources NL	24.2857			
	Boral Energy Resources Ltd	20			
	Basin Oil NL	10			
	Cultus Petroleum (Australia) NL	5			
	GFE Resources Ltd	5			
34	Nerdlihc Co. Inc.	100	27/6/2000	5 597	Final Renewal
39	GFE Resources Ltd	43.75	9/11/99	672	231.75
	Basin Oil NL	47.50			
	Cultus Petroleum (Australia) NL	8.75			
40	Boral Energy Resources Ltd	100	9/11/99	763	274.50
41	Frontier Exploration Ltd	100	18/2/2000	7 911	3 957.25
45	Beach Petroleum NL	30	28/8/99	11 785	2 946.25
	Claremont Petroleum NL	30			
	Oakman Pty Ltd	20			
	J.F. Allender	20			
*49	Felstea Pty Ltd	100	30/6/96	6 873	2 303.25
*50	Felstea Pty Ltd	100	30/6/96	7 285	2 428.50
51	Beach Petroleum NL	30	28/8/99	2 667	666.75
	Claremont Petroleum NL	30			
	Oakman Pty Ltd	20			
	J.F. Allender	20			
*53	Wagner (Australia) Ltd	50	3/12/95	7 198	2 534
	Brown (Australia) Ltd	50			

		Interest %	Expiry date	Area (km <sup>2</sup> )	Minimum area to be relinquished upon renewal (km <sup>2</sup> )
57	Lakes Oil NL	70	17/11/96	1 048	262
	Victoria Petroleum NL	10			
	Cultus Petroleum (Australia) NL	10			
	Mirboo Ridge Pty Ltd	10			
59	Wagner (Australia) Ltd	50	30/3/98	4 129	1 032.25
	Brown (Australia) Ltd	50			
60	Oil Company of Australia Ltd	100	10/8/99	1 069	267.25
61	Hemley Exploration Pty Ltd	100	22/5/2001	6 258	1 564.5
62	Lakes Oil NL	50	2/11/2000	2 023	505.75
	Sun Resources NL	50			
63	Hemley Exploration Pty Ltd	100	22/5/2001	10 930	2 732.5
64	Corporate Developments Pty Ltd	100	11/10/2000	12 556	3 139
65	Matthew Reilly	100	26/10/2000	1 227	306.75
66	Boral Energy Resources Ltd	100	17/6/2001	1 234	308.5
Total				166 728.062	

\*Application for renewal pending

#### PETROLEUM PRODUCTION LICENCES (PPLs)

		Interest %	Expiry date	Area (km <sup>2</sup> )	Name of area
6	*Santos Ltd	45.25	31/12/2005	257.4	Gidgealpa Field
	Delhi Petroleum Pty Ltd	30			
	Vamgas Pty Ltd	10			
	Boral Energy Resources Ltd	10			
	Crusader Resources NL	4.75			
7	" "		31/12/2005	254.2	Moomba North Field
8	" "		31/12/2005	254.0	Moomba West Field
9	" "		31/12/2005	133.0	Moomba South Field
10	" "		31/12/2005	226.4	Daralingie Field
11	" "		31/12/2005	160.1	Big Lake Field
12	" "		31/12/2005	157.3	Burke-Dullingari Fields
13	" "		31/12/2005	56.07	Brumby Field
14	" "		31/12/2005	233.05	Toolachee Field
15	*Santos Ltd	60.25	31/12/2005	154.3	Della Field
	Delhi Petroleum Pty Ltd	21			
	Vamgas Pty Ltd	7			
	Boral Energy Resources Ltd	7			
	Crusader Resources NL	4.75			
16	" "		31/12/2005	126.9	Big Lake and Namur Fields
17	Alliance Petroleum Aust. Pty Ltd	50	31/12/2005	140.83	Merrimelia Field
	*Santos Ltd	20.25			
	Delhi Petroleum Pty Ltd	15			
	Vamgas Pty Ltd	5			
	Boral Energy Resources Ltd	5			
	Crusader Resources NL	4.75			
18	Bridge Oil Developments Pty Ltd	23.75	31/12/2005	109.4	Fly Lake-Brolga Fields
	*Santos Ltd	20.25			
	Delhi Petroleum Pty Ltd	15			
	Basin Oil NL	12.5			
	Reef Oil Pty Ltd	12.5			
	Vamgas Pty Ltd	5			
	Boral Energy Resources Ltd	5			
	Crusader Resources NL	4.75			
	Santos (BOL) Pty Ltd	1.25			

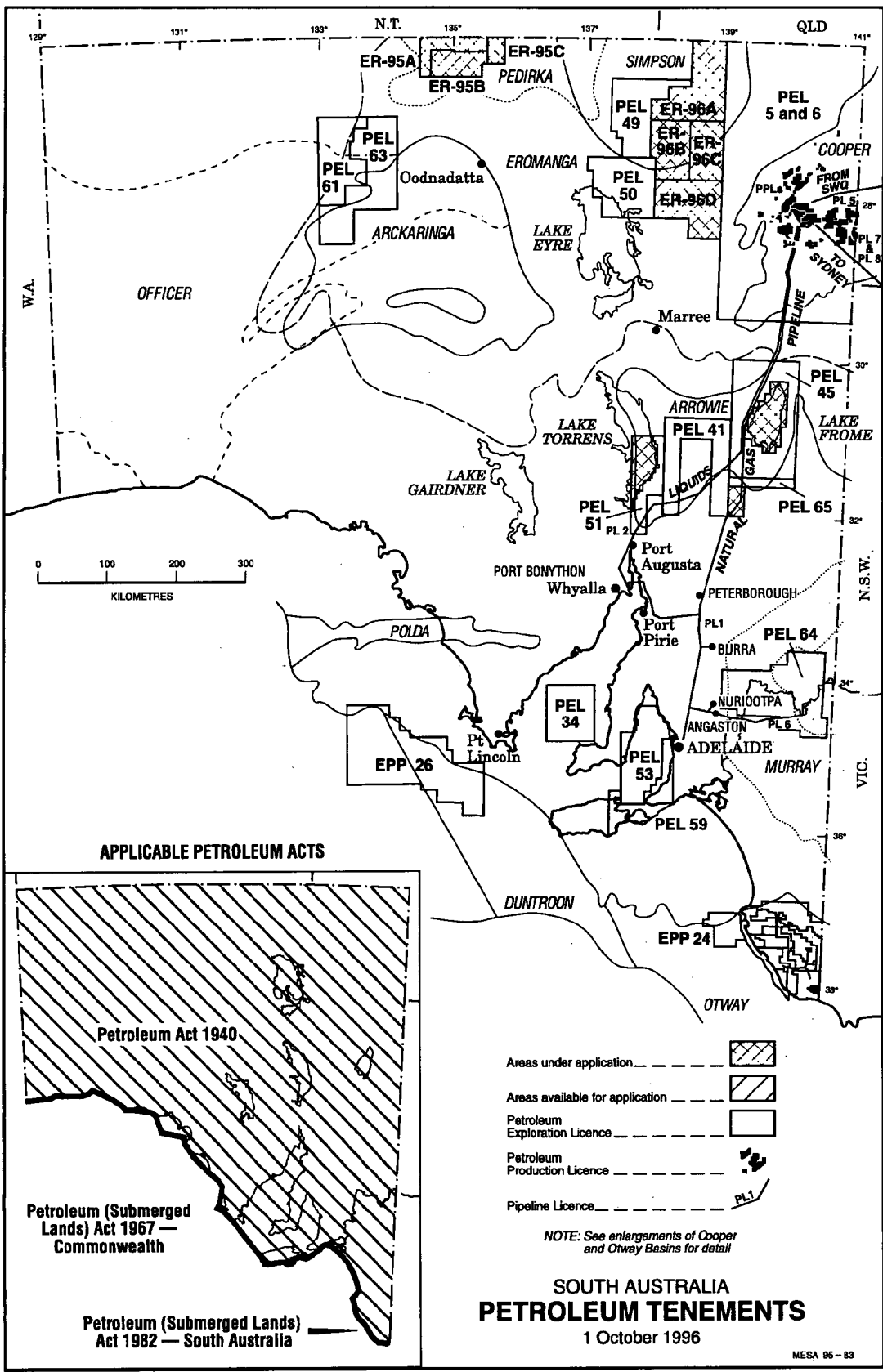
		Interest %	Expiry date	Area (km <sup>2</sup> )	Name of area
19	" "		31/12/2005	36.5	Moorari Field
20	" "		31/12/2005	129.72	Tirrawarra Field
21	*Air Liquide Australia Ltd	100	30/04/2000	144.96	Caroline Field
22	*Santos Ltd	60.25	31/12/2006	233.82	Strzelecki Field
	Delhi Petroleum Pty Ltd	21			
	Boral Energy Resources Ltd	7			
	Vamgas Pty Ltd	7			
	Crusader Resources NL	4.75			
23	*Santos Ltd	45.25	31/12/2006	79.9	Munkarie Field
	Delhi Petroleum Pty Ltd	30			
	Boral Energy Resources Ltd	10			
	Vamgas Pty Ltd	10			
	Crusader Resources NL	4.75			
24	" "		31/12/2006	167.69	Kidman Field
25	" "		31/12/2006	19.6	Narcoonowie Field
26	Vamgas Pty Ltd	43.75	10/6/2007	3.6	Cuttapirrie Field
	*Santos Ltd	25.6022			
	Delhi Petroleum Pty Ltd	17.143			
	Boral Energy Resources Ltd	10.536			
	Crusader Resources NL	2.9688			
27	Alliance Petroleum Aust. Pty Ltd	50	31/12/2006	23.4	Mudrangie Field
	*Santos Ltd	20.25			
	Delhi Petroleum Pty Ltd	15			
	Boral Energy Resources Ltd	5			
	Vamgas Pty Ltd	5			
	Crusader Resources NL	4.75			
28	*Santos Ltd	30.25	6/5/2007	15.7	Kanowana Field
	Boral Energy Resources Ltd	30			
	Vamgas Pty Ltd	20			
	Delhi Petroleum Pty Ltd	15			
	Crusader Resources NL	4.75			
29	Bridge Oil Developments Pty Ltd	23.75	31/12/2008	2.99	Rakoona Field
	*Santos Ltd	20.25			
	Delhi Petroleum Pty Ltd	15			
	Basin Oil NL	12.5			
	Reef Oil Pty Ltd	12.5			
	Vamgas Pty Ltd	5			
	Boral Energy Resources Ltd	5			
	Crusader Resources NL	4.75			
	Santos (BOL) Pty Ltd	1.25			
30	*Santos Ltd	60.25	31/12/2006	48.6	Limestone Creek-Biala Fields
	Delhi Petroleum Pty Ltd	21			
	Vamgas Pty Ltd	7			
	Boral Energy Resources Ltd	7			
	Crusader Resources NL	4.75			
31	*Santos Ltd	40.25	6/5/2007	5.7	Wancoocha Field
	Delhi Petroleum Pty Ltd	27			
	Vamgas Pty Ltd	14			
	Boral Energy Resources Ltd	14			
	Crusader Resources NL	4.75			
32	" "		6/5/2007	5.65	Muteroo Field
33	Alliance Petroleum Aust. Pty Ltd	50	31/12/2006	15.4	Bookabourdie Field
	*Santos Ltd	20.25			
	Delhi Petroleum Pty Ltd	15			
	Boral Energy Resources Ltd	5			
	Vamgas Pty Ltd	5			
	Crusader Resources NL	4.75			
34	*Santos Ltd	60.25	31/12/2006	9.46	McKinlay Field
	Delhi Petroleum Pty Ltd	21			
	Vamgas Pty Ltd	7			
	Boral Energy Resources Ltd	7			
	Crusader Resources NL	4.75			
35	Alliance Petroleum Aust. Pty Ltd	50	31/12/2006	21.3	Meranji Field
	*Santos Ltd	20.25			
	Delhi Petroleum Pty Ltd	15			
	Vamgas Pty Ltd	5			
	Boral Energy Resources Ltd	5			
	Crusader Resources NL	4.75			

		Interest %	Expiry date	Area (km <sup>2</sup> )	Name of area
36	*Santos Ltd Delhi Petroleum Pty Ltd Vamgas Pty Ltd Boral Energy Resources Ltd Crusader Resources NL	60.25 21 7 7 4.75	31/12/2006	46.93	Ulandi/Alwyn/Jena Fields
37	*Santos Ltd Delhi Petroleum Pty Ltd Vamgas Pty Ltd Boral Energy Resources Ltd Crusader Resources NL	40.25 27 14 14 4.75	6/10/2007	7.64	Spencer Field
38	" "		6/10/2007	10.21	Dirkala Field
39	*Santos Ltd Delhi Petroleum Pty Ltd Vamgas Pty Ltd Boral Energy Resources Ltd Crusader Resources NL	60.25 21 7 7 4.75	31/12/2006	1.50	Nungeroo Field
40	*Santos Ltd Delhi Petroleum Pty Ltd Vamgas Pty Ltd Boral Energy Resources Ltd Crusader Resources NL	45.25 30 10 10 4.75	31/12/2007	10.59	Lepena Field
41	*Santos Ltd Delhi Petroleum Pty Ltd Vamgas Pty Ltd Boral Energy Resources Ltd Crusader Resources NL	45.25 30 10 10 4.75	31/12/2011	20.34	Mundi/Kapinka Fields
42	Alliance Petroleum Aust. Pty Ltd *Santos Ltd Delhi Petroleum Pty Ltd Boral Energy Resources Ltd Vamgas Pty Ltd Crusader Resources NL	50 20.25 15 5 5 4.75	31/12/2008	7.26	Bookabourdie (Extension) Field
43	" "		31/12/2008	3.29	Taylor South Field
44	" "		31/12/2008	5.23	Bimbaya Field
45	*Santos Ltd Delhi Petroleum Pty Ltd Boral Energy Resources Ltd Vamgas Pty Ltd Crusader Resources NL	47.25 30 10 8 4.75	29/03/2010	1.30	Taloola Field
46	" "		20/12/2009	1.99	Tantanna Field
47	" "		20/12/2009	3.50	Sturt and Sturt East Fields
48	*Santos Ltd Boral Energy Resources Ltd Vamgas Pty Ltd Delhi Petroleum Pty Ltd Crusader Resources NL	30.25 30 20 15 4.75	31/12/2010	2.12	Kurunda Field
49	" "		31/12/2010	8.09	Leleptian Field
50	Bridge Oil Developments Pty Ltd *Santos Ltd Delhi Petroleum Pty Ltd Reef Oil Pty Ltd Basin Oil NL Boral Energy Resources Ltd Vamgas Pty Ltd Crusader Resources NL Santos (BOL) Pty Ltd	23.75 20.25 15 12.5 12.5 5 5 4.75 1.25	31/12/2009	17.26	Andree Field
51	*Santos Ltd Delhi Petroleum Pty Ltd Vamgas Pty Ltd Boral Energy Resources Ltd Crusader Resources NL	45.25 30 10 10 4.75	31/12/2011	6.88	Kirrallee Field
52	Alliance Petroleum Aust. Pty Ltd *Santos Ltd Delhi Petroleum Pty Ltd Boral Energy Resources Ltd Vamgas Pty Ltd Crusader Resources NL	50 20.25 15 5 5 4.75	31/12/2009	1.59	Gooranie South Field

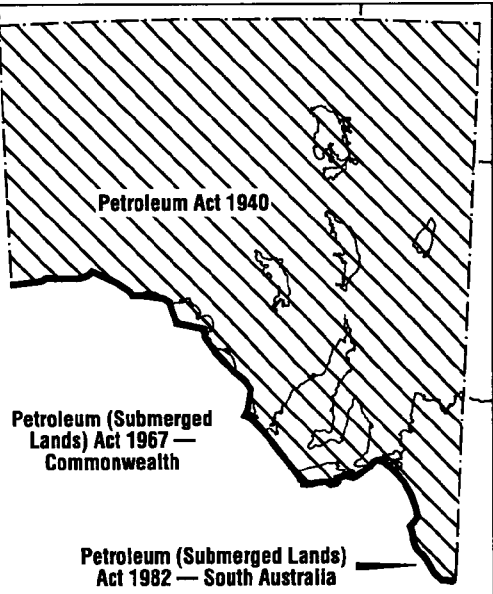
		Interest %	Expiry date	Area (km <sup>2</sup> )	Name of area
53	*Santos Ltd Delhi Petroleum Pty Ltd Vamgas Pty Ltd Boral Energy Resources Ltd Crusader Resources NL	40.25 27 14 14 4.75	4/12/2010	1.78	Spencer West Field
54	*Santos Ltd Delhi Petroleum Pty Ltd Vamgas Pty Ltd Boral Energy Resources Ltd Crusader Resources NL	40.25 27 14 14 4.75	15/6/2010	0.10	Pintari North Field
55	Bridge Oil Developments Pty Ltd *Santos Ltd Reef Oil Pty Ltd Basin Oil NL Delhi Petroleum Pty Ltd Boral Energy Resources Ltd Vamgas Pty Ltd Crusader Resources NL Santos (BOL) Pty Ltd	23.75 20.25 12.5 12.5 15 5 5 4.75 1.25	31/12/2011	9.71	Varanus Field
56	Alliance Petroleum Aust. Pty Ltd *Santos Ltd Delhi Petroleum Pty Ltd Boral Energy Resources Ltd Vamgas Pty Ltd Crusader Resources NL	50 20.25 15 5 5 4.75	31/12/2013	3.74	Varanus South Field
57	*Santos Ltd Delhi Petroleum Pty Ltd Vamgas Pty Ltd Boral Energy Resources Ltd Crusader Resources NL	40.25 27 14 14 4.75	16/7/2011	10.47	Thurakinna Field
58	*Santos Ltd Delhi Petroleum Pty Ltd Vamgas Pty Ltd Boral Energy Resources Ltd Crusader Resources NL	45.25 30 10 10 4.75	31/12/2010	14.88	Mettika Field
59	*Santos Ltd Delhi Petroleum Pty Ltd Vamgas Pty Ltd Boral Energy Resources Ltd Crusader Resources NL	40.25 27 14 14 4.75	16/7/2011	10.46	Garanjanie Field
60	*Santos Ltd Delhi Petroleum Pty Ltd Vamgas Pty Ltd Boral Energy Resources Ltd Crusader Resources NL	40.25 27 14 14 4.75	25/5/2014	6.54	Wirrarie North Field
61	*Santos Ltd Delhi Petroleum Pty Ltd Vamgas Pty Ltd Boral Energy Resources Ltd Crusader Resources NL	40.25 27 14 14 4.75	17/10/2011	11.86	Arrakis-Murta Fields
62	Sagasco Southeast Inc. Minora Resources NL *Boral Energy Resources Ltd Cultus Petroleum (Australia) NL GFE Resources Ltd	35.7143 24.2857 20 15 5	26/11/2011	26.93	Katnook, Ladbroke and Haselgrove Gas Fields
63	*Santos Ltd Delhi Petroleum Pty Ltd Vamgas Pty Ltd Boral Energy Resources Ltd Crusader Resources NL	47.25 30 8 10 4.75	23/5/2012	1.28	Malgoona (East) Field
64	" "		23/5/2012	1.92	Malgoona (West) Field
65	*Santos Ltd Delhi Petroleum Pty Ltd Vamgas Pty Ltd Boral Energy Resources Ltd Crusader Resources NL	40.25 27 14 14 4.75	17/7/2012	6.36	Kujani Field
66	*Santos Ltd Boral Energy Resources Ltd Vamgas Pty Ltd Delhi Petroleum Pty Ltd Crusader Resources NL	30.25 30 20 15 4.75	24/11/2012	10.60	Jack Lake Field

		Interest %	Expiry date	Area (km <sup>2</sup> )	Name of area
67	*Santos Ltd Delhi Petroleum Pty Ltd Vamgas Pty Ltd Boral Energy Resources Ltd Crusader Resources NL	40.25 27 14 14 4.75	17/7/2012	10.91	Keena Field
68	Alliance Petroleum Aust. Pty Ltd *Santos Ltd Delhi Petroleum Pty Ltd Boral Energy Resources Ltd Vamgas Pty Ltd Crusader Resources NL	50 20.25 15 5 5 4.75	31/12/2011	14.09	Cooba Field
69	*Santos Ltd Delhi Petroleum Pty Ltd Boral Energy Resources Ltd Vamgas Pty Ltd Crusader Resources NL	45.25 30 10 10 4.75	31/12/2011	11.64	Tarwonga Field
70	*Santos Ltd Delhi Petroleum Pty Ltd Vamgas Pty Ltd Boral Energy Resources Ltd Crusader Resources NL	40.25 27 14 14 4.75	25/5/2014	5.70	Farina Field
71	*Santos Ltd Delhi Petroleum Pty Ltd Boral Energy Resources Ltd Vamgas Pty Ltd Crusader Resources NL	45.25 30 10 10 4.75	31/12/2013	15.68	Kerna Field
72	" "		31/12/2013	17.45	Dilchee/Pira Fields
73	*Santos Ltd Delhi Petroleum Pty Ltd Vamgas Pty Ltd Boral Energy Resources Ltd Crusader Resources NL	60.25 21 7 7 4.75	31/12/2015	1.05	Mudlalee Field
74	*Santos Ltd Delhi Petroleum Pty Ltd Vamgas Pty Ltd Boral Energy Resources Ltd Crusader Resources NL	45.25 30 10 10 4.75	31/12/2015	4.66	Allambi Field
75	*Santos Ltd Delhi Petroleum Pty Ltd Vamgas Pty Ltd Boral Energy Resources Ltd Crusader Resources NL	40.25 27 14 14 4.75	26/10/2016	6.46	Caladan Field
76	Vamgas Pty Ltd *Santos Ltd Delhi Petroleum Pty Ltd Boral Energy Resources Ltd Crusader Resources NL	43.75 25.6022 17.1430 10.5360 2.9688	26/10/2016	3.39	Telopea Field
77	Vamgas Pty Ltd *Santos Ltd Delhi Petroleum Pty Ltd Boral Energy Resources Ltd Crusader Resources NL	43.75 25.6022 17.1430 10.5360 2.9688	26/10/2016	9.66	Keleary Field
78	*Santos Ltd Delhi Petroleum Pty Ltd Vamgas Pty Ltd Boral Energy Resources Crusader Resources NL	45.25 30.0 10.0 10.0 4.75	31/12/2016	5.55	Baratta Field
79	*Santos Ltd Delhi Petroleum Pty Ltd Vamgas Pty Ltd Boral Energy Resources Crusader Resources NL	45.25 30.0 10.0 10.0 4.75	31/12/2016	2.35	Gahnia Field
80	Alliance Petroleum Aust. Pty Ltd *Santos Ltd Delhi Petroleum Pty Ltd Vamgas Pty Ltd Boral Energy Resources Ltd Crusader Resources NL	50 20.25 15 5 5 4.75	31/12/2016	3.36	Correa Field
				<b>Total</b>	<b>3 611.24</b>

\*Operator



**APPLICABLE PETROLEUM ACTS**



- Areas under application
- Areas available for application
- Petroleum Exploration Licence
- Petroleum Production Licence
- Pipeline Licence  PL1

NOTE: See enlargements of Cooper and Otway Basins for detail

**SOUTH AUSTRALIA  
PETROLEUM TENEMENTS**  
1 October 1996

PIPELINES LICENCES (PL)		Interest %	Expiry date	Length (km)
1	Tenneco Energy SA Pty Ltd	100	29/06/2016	1 065
2	Santos Ltd	37.7294	25/11/2002	659
	Delhi Petroleum Pty Ltd	17.0342		
	Boral Energy Resources Ltd	13.1493		
	Bridge Oil Development Pty Ltd	8.8143		
	Vamgas Pty Ltd	7.5459		
	Reef Oil Pty Ltd	4.6391		
	Basin Oil NL	4.6391		
	Crusader Resources NL	3.9303		
	Alliance Petroleum Aust. Pty Ltd	1.5509		
	Santos Petroleum Pty Ltd	0.5036		
	Santos (BOL) Pty Ltd	0.4639		
3	Tenneco Energy SA Pty Ltd	100	29/06/2016	4.5
4	Tenneco Energy SA Pty Ltd	100	29/06/2016	67
5	Santos Ltd	32.6300	21/04/2013	92
	Delhi Petroleum Pty Ltd	23.2000		
	Santos Petroleum Pty Ltd	18.7200		
	Boral Energy Resources Ltd	16.5000		
	Vamgas Pty Ltd	7.5125		
	Australian Hydrocarbons Ltd	1.2000		
	Oil Company of Australia NL	0.2375		
6	South Australian Gas Co Ltd	100	26/01/2015	231
7	East-Aust Pipeline Ltd	100	29/06/2015	111
8	Gorodok Pty Ltd	100	09/07/2017	101
Total				2 330.50

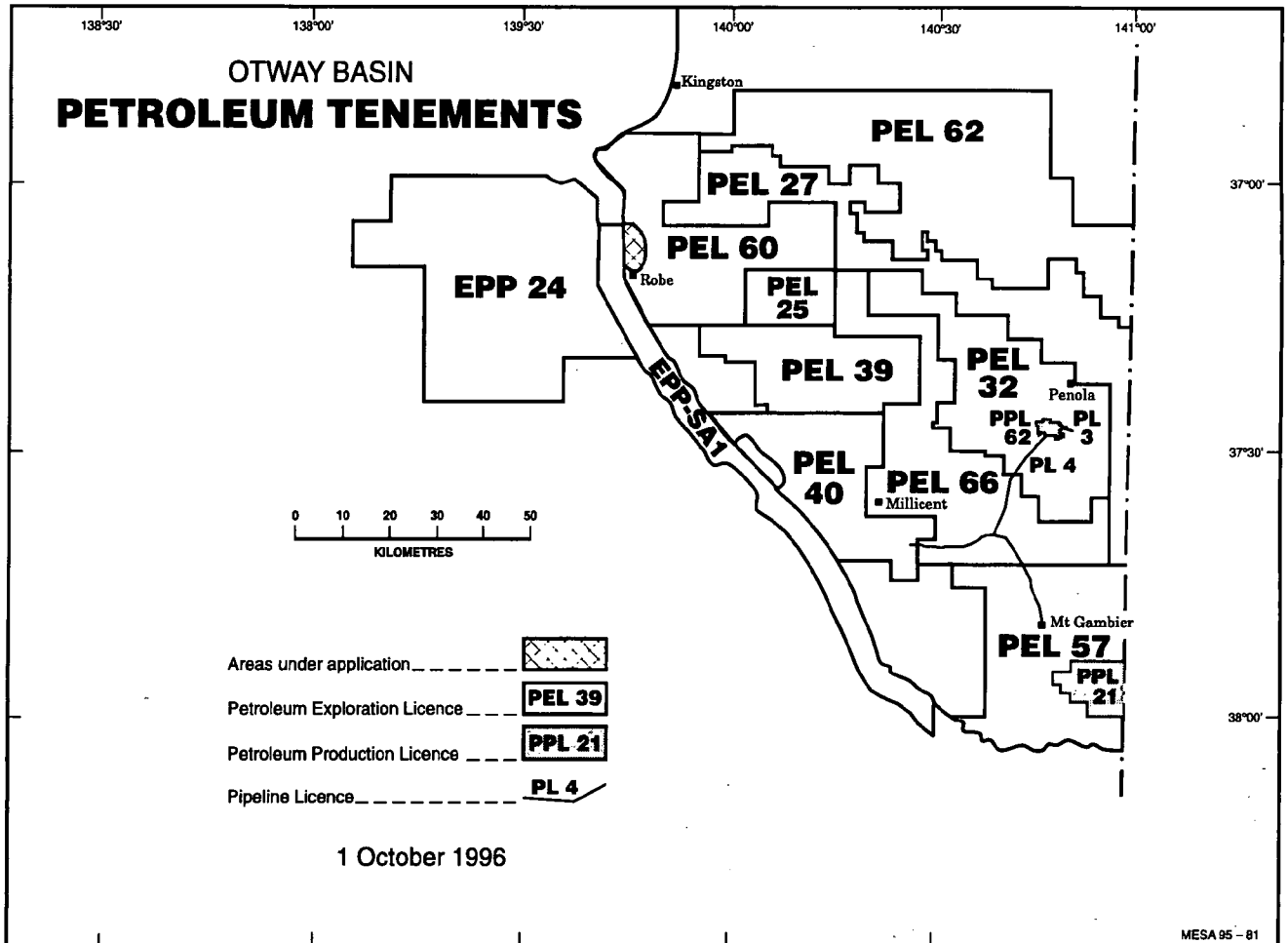
## OFF-SHORE

OFF-SHORE		Interest %	Expiry date	Number of graticular blocks
<b>EXPLORATION PERMITS FOR PETROLEUM (EPP)</b>				
24	*Boral Energy Resources Ltd	51.43	29/07/2001	31
	Cultus Petroleum NL	17.57		
	Lakes Oil (Offshore) Pty Ltd	13.33		
	Basin Oil NL	5		
	Victoria Diamond Exploration Pty ltd	6.67		
	Durum (Australia) Pty Ltd	6		
#26	*BHP Petroleum (Victoria) Pty Ltd	60	30/08/97	242
	Inpex South Lincoln Ltd	20		
	Deilmann Oil and Gas Pty Ltd	20		
<i>EPP(Pursuant to the SA Petroleum (Submerged Lands) Act 1982)</i>				
SA-1	*Cultus Petroleum (Australia) NL	55	14/11/97	27
	Oil Company of Australia Ltd	20		
	Cultus Timor Sea Ltd	15		
	Basin Oil NL	10		
Total				300

*\*Operator*

*+Application for renewal pending*

*#Application for surrender is being processed*



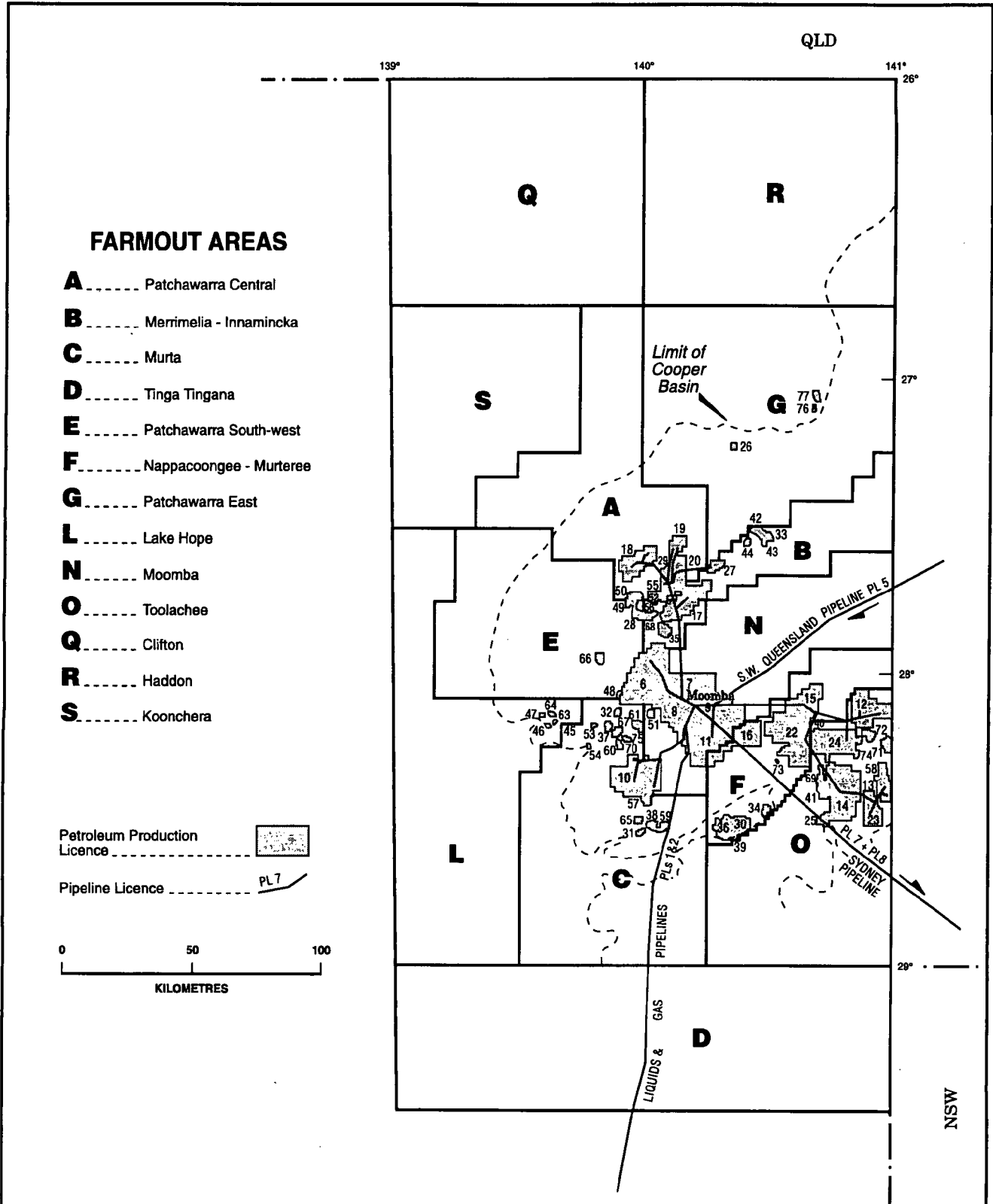
### INTERESTS IN PEL 5 AND 6 FARMOUT AREAS

		%
Patchawarra Central	- Bridge Oil Developments Pty Ltd	23.75
	- *Santos Ltd	20.25
	- Delhi Petroleum Pty Ltd	15.00
	- Basin Oil NL	12.50
	- Reef Oil Pty Ltd	12.50
	- Vamgas Pty Ltd	5.00
	- Boral Energy Resources Ltd	5.00
	- Crusader Resources NL	4.75
	- Santos (BOL) Pty Ltd	1.25
Merrimelia-Innamincka	- Alliance Petroleum Australia Pty Ltd	50.0
	- *Santos Ltd	20.25
	- Delhi Petroleum Pty Ltd	15.0
	- Vamgas Pty Ltd	5.0
	- Boral Energy Resources Ltd	5.0
Murta	- Crusader Resources NL	4.75
	- *Santos Ltd	40.25
	- Delhi Petroleum Pty Ltd	27.0
	- Vamgas Pty Ltd	14.0
	- Boral Energy Resources Ltd	14.0
Tinga-Tingana	- Crusader Resources NL	4.75
	- *Santos Ltd	40.25
	- Delhi Petroleum Pty Ltd	27.0
	- Vamgas Pty Ltd	14.0
	- Boral Energy Resources Ltd	14.0
Patchawarra South-West	- Crusader Resources NL	4.75
	- *Santos Ltd	30.25
	- Boral Energy Resources Ltd	30
	- Vamgas Pty Ltd	20.0
	- Delhi Petroleum Pty Ltd	15.0
	- Crusader Resources NL	4.75

Nappacoongee-Murteree	- *Santos Ltd	60.25
	- Delhi Petroleum Pty Ltd	21.0
	- Vamgas Pty Ltd	7.0
	- Boral Energy Resources Ltd	7.0
	- Crusader Resources NL	4.75
Patchawarra East	- Vamgas Pty Ltd	43.75
	- *Santos Ltd	25.6022
	- Delhi Petroleum Pty Ltd	17.143
	- Boral Energy Resources Ltd	10.536
	- Crusader Resources NL	2.9688
Lake Hope	- *Santos Ltd	47.25
	- Delhi Petroleum Pty Ltd	30.0
	- Boral Energy Resources Ltd	10.0
	- Vamgas Pty Ltd	8.0
	- Crusader Resources NL	4.75
Moomba	- *Santos Ltd	45.25
	- Delhi Petroleum Pty Ltd	30.0
	- Vamgas Pty Ltd	10.0
	- Boral Energy Resources Ltd	10.0
	- Crusader Resources NL	4.75
Toolachee	- *Santos Ltd	45.25
	- Delhi Petroleum Pty Ltd	30.0
	- Vamgas Pty Ltd	10.0
	- Boral Energy Resources Ltd	10.0
	- Crusader Resources NL	4.75
Birdsville Track Ridge 'A' (Haddon)	- *Santos Ltd	47.75
	- Delhi Petroleum Pty Ltd	30.00
	- Vamgas Pty Ltd	8.75
	- Boral Energy Resources Ltd	8.75
	- Crusader Resources NL	4.75
Birdsville Track Ridge 'B' (Clifton)	- *Santos Ltd	45.25
	- Delhi Petroleum Pty Ltd	30.0
	- Vamgas Pty Ltd	10.0
	- Boral Energy Resources Ltd	10.0
	- Crusader Resources NL	4.75
Birdsville Track Ridge 'C' (Kooncherra)	- *Santos Ltd	45.25
	- Delhi Petroleum Pty Ltd	30.00
	- Vamgas Pty Ltd	10.00
	- Boral Energy Resources Ltd	10.00
	- Crusader Resources NL	4.75

---

*\*Operator*

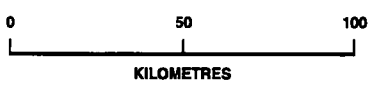


**FARMOUT AREAS**

- A** ..... Patchawarra Central
- B** ..... Merrimelia - Innamincka
- C** ..... Murta
- D** ..... Tinga Tingana
- E** ..... Patchawarra South-west
- F** ..... Nappacoongee - Murteree
- G** ..... Patchawarra East
- L** ..... Lake Hope
- N** ..... Moomba
- O** ..... Toolachee
- Q** ..... Clifton
- R** ..... Haddon
- S** ..... Koonchera

Petroleum Production Licence PL 5

Pipeline Licence PL 7



COOPER BASIN PELs 5&6  
**FARMOUT AREAS AND  
 PETROLEUM PRODUCTION LICENCES**

1 October 1996

**MINES AND ENERGY SOUTH AUSTRALIA** 191 Greenhill Road, Parkside, South Australia

PO Box 151  
Eastwood SA 5063

Telephone: (08) 8274 7500  
overseas: (IAC) 61 8 8274 7500

Facsimile: (08) 8272 7597  
overseas: (IAC) 61 8 8272 7597

# MESA Information Sheet P1

## HOLDERS OF PETROLEUM TENEMENTS

Current as at 1 July 1996

### ON-SHORE

		Interest %	Expiry date	Area (km <sup>2</sup> )	Minimum area to be relinquished upon renewal (km <sup>2</sup> )
<b>PETROLEUM EXPLORATION LICENCES (PEL)</b>					
5	Delhi Petroleum Pty Ltd	100	27/2/99	36 470.506	Final Renewal
6	Santos Ltd	100	27/2/99	36 470.506	Final Renewal
25	Euro Pacific Energy Pty Ltd	50	10/8/99	213.	53.25
	Harken Energy NL	24			
	Hardman Oil and Gas Pty Ltd	20			
	Plymouth Resources Pty Ltd	6			
27	Oil Company of Australia Ltd	60	30/7/99	1 231	848
	Basin Oil NL	25			
	Ampolex (PPL) Pty Ltd	10			
	Cultus Petroleum (Australia) NL	5			
32	Sagasco Southeast Inc.	35.7143	18/2/2000	1 118.05	576.25
	Minora Resources NL	24.2857			
	Boral Energy Resources Ltd	20			
	Basin Oil NL	10			
	Cultus Petroleum (Australia) NL	5			
	GFE Resources Ltd	5			
34	Nerdlihc Co. Inc.	100	27/6/2000	5 597	Final Renewal
39	GFE Resources Ltd	43.75	9/11/99	672	231.75
	Basin Oil NL	47.50			
	Cultus Petroleum (Australia) NL	8.75			
40	Boral Energy Resources Ltd	50	9/11/99	763	274.50
	TMOC Exploration Pty Ltd	35			
	Ampolex Ltd	15			
41	Frontier Exploration Ltd	100	18/2/2000	7 911	3 957.25
45	Beach Petroleum NL	30	28/8/99	11 785	2 946.25
	Claremont Petroleum NL	30			
	Oakman Pty Ltd	20			
	J.F. Allender	20			
*49	Felstea Pty Ltd	100	30/6/96	6 873	2 303.25
*50	Felstea Pty Ltd	100	30/6/96	7 285	2 428.50
51	Beach Petroleum NL	30	28/8/99	2 667	666.75
	Claremont Petroleum NL	30			
	Oakman Pty Ltd	20			
	J.F. Allender	20			
*53	Wagner (Australia) Ltd	50	3/12/95	7 198	2 534
	Brown (Australia) Ltd	50			

		Interest %	Expiry date	Area (km <sup>2</sup> )	Minimum area to be relinquished upon renewal (km <sup>2</sup> )
57	Lakes Oil NL	65	17/11/96	1 048	262
	Victoria Petroleum NL	10			
	Cultus Petroleum (Australia) NL	10			
	Mirboo Ridge Pty Ltd	10			
	Capital Energy NL	5			
59	Wagner (Australia) Ltd	50	30/3/98	4 129	1 032.25
	Brown (Australia) Ltd	50			
60	Oil Company of Australia Ltd	100	10/8/99	1 069	267.25
61	Hemley Exploration Pty Ltd	100	22/5/2001	6 258	1 564.5
62	Lakes Oil NL	50	2/11/2000	2 023	505.75
	Sun Resources NL	50			
63	Hemley Exploration Pty Ltd	100	22/5/2001	10 930	2 732.5
64	Corporate Developments Pty Ltd	100	11/10/2000	12 556	3 139
65	Matthew Reilly	100	26/10/2000	1 227	306.75
66	Boral Energy Resources Ltd	100	17/6/2001	1 234	308.5
Total				166 728.062	

\*Application for renewal pending

#### PETROLEUM PRODUCTION LICENCES (PPLs)

		Interest %	Expiry date	Area (km <sup>2</sup> )	Name of area
6	*Santos Ltd	45.25	31/12/2005	257.4	Gidgealpa Field
	Delhi Petroleum Pty Ltd	30			
	Vamgas Pty Ltd	10			
	Boral Energy Resources Ltd	10			
	Crusader Resources NL	4.75			
7	" "		31/12/2005	254.2	Moomba North Field
8	" "		31/12/2005	254.0	Moomba West Field
9	" "		31/12/2005	133.0	Moomba South Field
10	" "		31/12/2005	226.4	Daralingie Field
11	" "		31/12/2005	160.1	Big Lake Field
12	" "		31/12/2005	157.3	Burke-Dullingari Fields
13	" "		31/12/2005	56.07	Brumby Field
14	" "		31/12/2005	233.05	Toolachee Field
15	*Santos Ltd	60.25	31/12/2005	154.3	Della Field
	Delhi Petroleum Pty Ltd	21			
	Vamgas Pty Ltd	7			
	Boral Energy Resources Ltd	7			
	Crusader Resources NL	4.75			
16	" "		31/12/2005	126.9	Big Lake and Namur Fields
17	Alliance Petroleum Aust. NL	50	31/12/2005	140.83	Merrimelia Field
	*Santos Ltd	20.25			
	Delhi Petroleum Pty Ltd	15			
	Vamgas Pty Ltd	5			
	Boral Energy Resources Ltd	5			
	Crusader Resources NL	4.75			
18	Bridge Oil Developments Pty Ltd	23.75	31/12/2005	109.4	Fly Lake-Brolga Fields
	*Santos Ltd	20.25			
	Delhi Petroleum Pty Ltd	15			
	Basin Oil NL	12.5			
	Reef Oil NL	12.5			
	Vamgas Pty Ltd	5			
	Boral Energy Resources Ltd	5			
	Crusader Resources NL	4.75			
	Parker and Parsley Australasia Ltd	1.25			

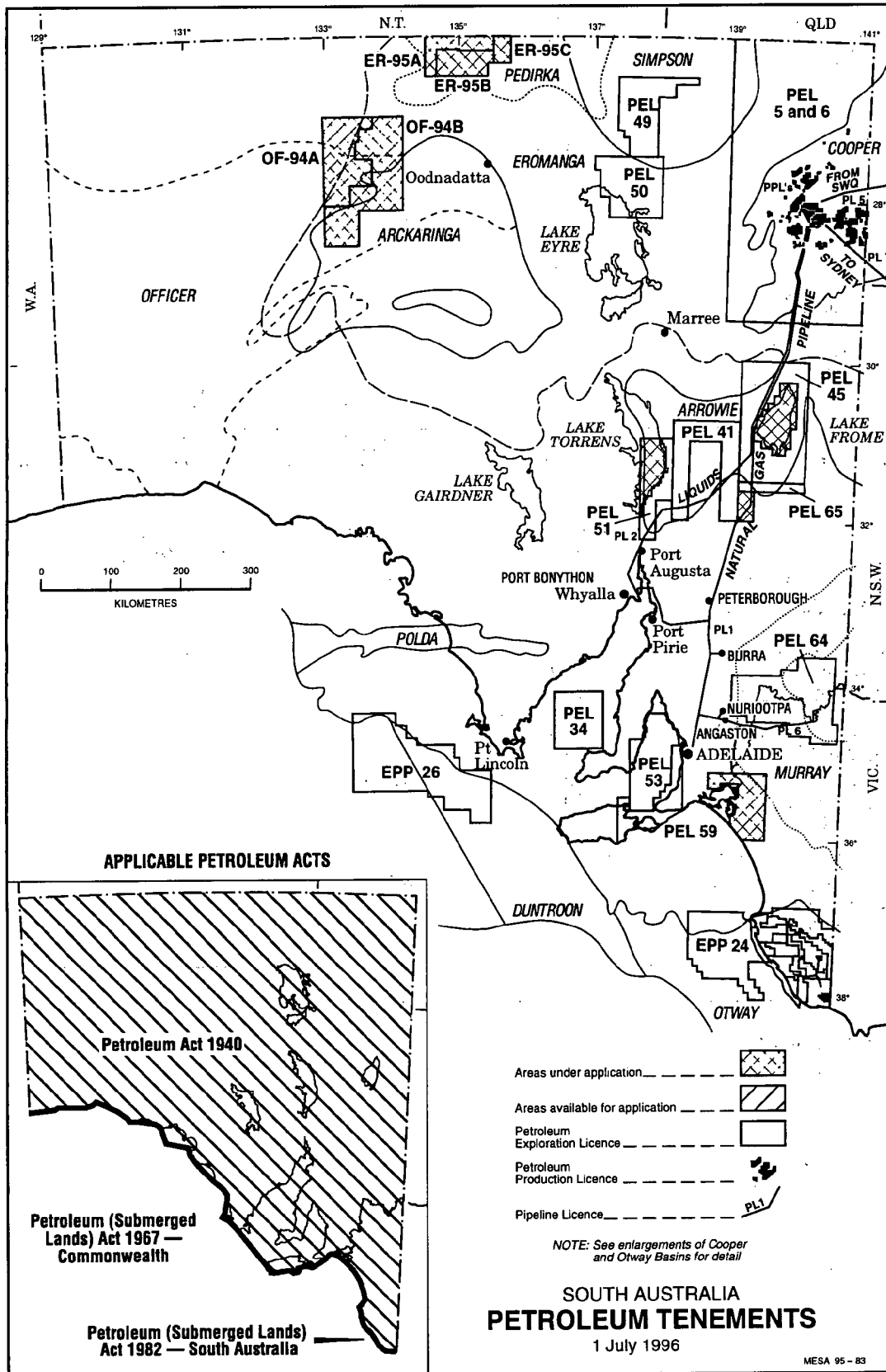
		Interest %	Expiry date	Area (km <sup>2</sup> )	Name of area
19	" "		31/12/2005	36.5	Moorari Field
20	" "		31/12/2005	129.72	Tirrawarra Field
21	*Air Liquide Australia Ltd	100	30/04/2000	144.96	Caroline Field
22	*Santos Ltd	60.25	31/12/2006	233.82	Strzelecki Field
	Delhi Petroleum Pty Ltd	21			
	Boral Energy Resources Ltd	7			
	Vamgas Pty Ltd	7			
	Crusader Resources NL	4.75			
23	*Santos Ltd	45.25	31/12/2006	79.9	Munkarie Field
	Delhi Petroleum Pty Ltd	30			
	Boral Energy Resources Ltd	10			
	Vamgas Pty Ltd	10			
	Crusader Resources NL	4.75			
24	" "		31/12/2006	167.69	Kidman Field
25	" "		31/12/2006	19.6	Narcoonowie Field
26	Vamgas Pty Ltd	43.75	10/6/2007	3.6	Cuttapirrie Field
	*Santos Ltd	25.6022			
	Delhi Petroleum Pty Ltd	17.143			
	Boral Energy Resources Ltd	10.536			
	Crusader Resources NL	2.9688			
27	Alliance Petroleum Aust. NL	50	31/12/2006	23.4	Mudrangie Field
	*Santos Ltd	20.25			
	Delhi Petroleum Pty Ltd	15			
	Boral Energy Resources Ltd	5			
	Vamgas Pty Ltd	5			
	Crusader Resources NL	4.75			
28	*Santos Ltd	30.25	6/5/2007	15.7	Kanowana Field
	Boral Energy Resources Ltd	30			
	Vamgas Pty Ltd	20			
	Delhi Petroleum Pty Ltd	15			
	Crusader Resources NL	4.75			
29	Bridge Oil Developments Pty Ltd	23.75	31/12/2008	2.99	Rakoona Field
	*Santos Ltd	20.25			
	Delhi Petroleum Pty Ltd	15			
	Basin Oil NL	12.5			
	Reef Oil NL	12.5			
	Vamgas Pty Ltd	5			
	Boral Energy Resources Ltd	5			
	Crusader Resources NL	4.75			
	Parker and Parsley Australasia Ltd	1.25			
30	*Santos Ltd	60.25	31/12/2006	48.6	Limestone Creek- Biala Fields
	Delhi Petroleum Pty Ltd	21			
	Vamgas Pty Ltd	7			
	Boral Energy Resources Ltd	7			
	Crusader Resources NL	4.75			
31	*Santos Ltd	40.25	6/5/2007	5.7	Wancoocha Field
	Delhi Petroleum Pty Ltd	27			
	Vamgas Pty Ltd	14			
	Boral Energy Resources Ltd	14			
	Crusader Resources NL	4.75			
32	" "		6/5/2007	5.65	Muteroo Field
33	Alliance Petroleum Aust. NL	50	31/12/2006	15.4	Bookabourdie Field
	*Santos Ltd	20.25			
	Delhi Petroleum Pty Ltd	15			
	Boral Energy Resources Ltd	5			
	Vamgas Pty Ltd	5			
	Crusader Resources NL	4.75			
34	*Santos Ltd	60.25	31/12/2006	9.46	McKinlay Field
	Delhi Petroleum Pty Ltd	21			
	Vamgas Pty Ltd	7			
	Boral Energy Resources Ltd	7			
	Crusader Resources NL	4.75			
35	Alliance Petroleum Aust. NL	50	31/12/2006	21.3	Meranji Field
	*Santos Ltd	20.25			
	Delhi Petroleum Pty Ltd	15			
	Vamgas Pty Ltd	5			
	Boral Energy Resources Ltd	5			
	Crusader Resources NL	4.75			

		Interest %	Expiry date	Area (km <sup>2</sup> )	Name of area
36	*Santos Ltd Delhi Petroleum Pty Ltd Vamgas Pty Ltd Boral Energy Resources Ltd Crusader Resources NL	60.25 21 7 7 4.75	31/12/2006	46.93	Ulandi/Alwyn/Jena Fields
37	*Santos Ltd Delhi Petroleum Pty Ltd Vamgas Pty Ltd Boral Energy Resources Ltd Crusader Resources NL	40.25 27 14 14 4.75	6/10/2007	7.64	Spencer Field
38	" "		6/10/2007	10.21	Dirkala Field
39	*Santos Ltd Delhi Petroleum Pty Ltd Vamgas Pty Ltd Boral Energy Resources Ltd Crusader Resources NL	60.25 21 7 7 4.75	31/12/2006	1.50	Nungeroo Field
40	*Santos Ltd Delhi Petroleum Pty Ltd Vamgas Pty Ltd Boral Energy Resources Ltd Crusader Resources NL	45.25 30 10 10 4.75	31/12/2007	10.59	Lepena Field
41	*Santos Ltd Delhi Petroleum Pty Ltd Vamgas Pty Ltd Boral Energy Resources Ltd Crusader Resources NL	45.25 30 10 10 4.75	31/12/2011	20.34	Mundi/Kapinka Fields
42	Alliance Petroleum Aust. NL *Santos Ltd Delhi Petroleum Pty Ltd Boral Energy Resources Ltd Vamgas Pty Ltd Crusader Resources NL	50 20.25 15 5 5 4.75	31/12/2008	7.26	Bookabourdie (Extension) Field
43	" "		31/12/2008	3.29	Taylor South Field
44	" "		31/12/2008	5.23	Bimbaya Field
45	*Santos Ltd Delhi Petroleum Pty Ltd Boral Energy Resources Ltd Vamgas Pty Ltd Crusader Resources NL	47.25 30 10 8 4.75	29/03/2010	1.30	Taloola Field
46	" "		20/12/2009	1.99	Tantanna Field
47	" "		20/12/2009	3.50	Sturt and Sturt East Fields
48	*Santos Ltd Boral Energy Resources Ltd Vamgas Pty Ltd Delhi Petroleum Pty Ltd Crusader Resources NL	30.25 30 20 15 4.75	31/12/2010	2.12	Kurunda Field
49	" "		31/12/2010	8.09	Leleptian Field
50	Bridge Oil Developments Pty Ltd *Santos Ltd Delhi Petroleum Pty Ltd Reef Oil NL Basin Oil NL Boral Energy Resources Ltd Vamgas Pty Ltd Crusader Resources NL Parker and Parsley Australasia Ltd	23.75 20.25 15 12.5 12.5 5 5 4.75 1.25	31/12/2009	17.26	Andree Field
51	*Santos Ltd Delhi Petroleum Pty Ltd Vamgas Pty Ltd Boral Energy Resources Ltd Crusader Resources NL	45.25 30 10 10 4.75	31/12/2011	6.88	Kirralee Field
52	Alliance Petroleum Aust. NL *Santos Ltd Delhi Petroleum Pty Ltd Boral Energy Resources Ltd Vamgas Pty Ltd Crusader Resources NL	50 20.25 15 5 5 4.75	31/12/2009	1.59	Gooranie South Field

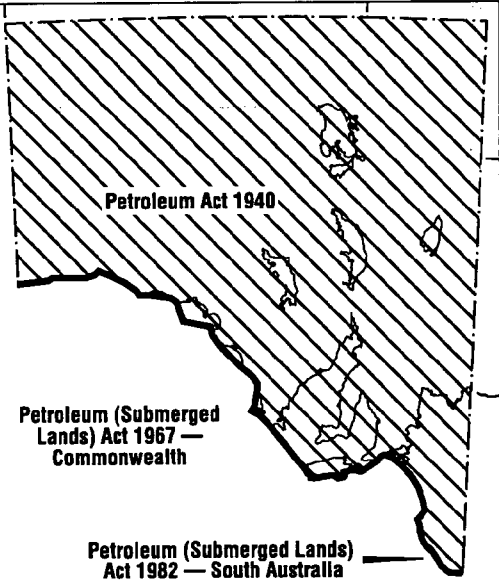
		Interest %	Expiry date	Area (km <sup>2</sup> )	Name of area
53	*Santos Ltd Delhi Petroleum Pty Ltd Vamgas Pty Ltd Boral Energy Resources Ltd Crusader Resources NL	40.25 27 14 14 4.75	4/12/2010	1.78	Spencer West Field
54	*Santos Ltd Delhi Petroleum Pty Ltd Vamgas Pty Ltd Boral Energy Resources Ltd Crusader Resources NL	40.25 27 14 14 4.75	15/6/2010	0.10	Pintari North Field
55	Bridge Oil Developments Pty Ltd *Santos Ltd Reef Oil NL Basin Oil NL Delhi Petroleum Pty Ltd Boral Energy Resources Ltd Vamgas Pty Ltd Crusader Resources NL Parker and Parsley Australasia Ltd	23.75 20.25 12.5 12.5 15 5 5 4.75 1.25	31/12/2011	9.71	Varanus Field
56	Alliance Petroleum Aust. NL *Santos Ltd Delhi Petroleum Pty Ltd Boral Energy Resources Ltd Vamgas Pty Ltd Crusader Resources NL	50 20.25 15 5 5 4.75	31/12/2013	3.74	Varanus South Field
57	*Santos Ltd Delhi Petroleum Pty Ltd Vamgas Pty Ltd Boral Energy Resources Ltd Crusader Resources NL	40.25 27 14 14 4.75	16/7/2011	10.47	Thurakinna Field
58	*Santos Ltd Delhi Petroleum Pty Ltd Vamgas Pty Ltd Boral Energy Resources Ltd Crusader Resources NL	45.25 30 10 10 4.75	31/12/2010	14.88	Mettika Field
59	*Santos Ltd Delhi Petroleum Pty Ltd Vamgas Pty Ltd Boral Energy Resources Ltd Crusader Resources NL	40.25 27 14 14 4.75	16/7/2011	10.46	Garanjanie Field
60	*Santos Ltd Delhi Petroleum Pty Ltd Vamgas Pty Ltd Boral Energy Resources Ltd Crusader Resources NL	40.25 27 14 14 4.75	25/5/2014	6.54	Wirrarie North Field
61	*Santos Ltd Delhi Petroleum Pty Ltd Vamgas Pty Ltd Boral Energy Resources Ltd Crusader Resources NL	40.25 27 14 14 4.75	17/10/2011	11.86	Arrakis-Murta Fields
62	Sagasco Southeast Inc. Minora Resources NL *Boral Energy Resources Ltd Cultus Petroleum (Australia) NL GFE Resources Ltd	35.7143 24.2857 20 15 5	26/11/2011	26.93	Katnook, Ladbroke and Haselgrove Gas Fields
63	*Santos Ltd Delhi Petroleum Pty Ltd Vamgas Pty Ltd Boral Energy Resources Ltd Crusader Resources NL	47.25 30 8 10 4.75	23/5/2012	1.28	Malgoona (East) Field
64	" "		23/5/2012	1.92	Malgoona (West) Field
65	*Santos Ltd Delhi Petroleum Pty Ltd Vamgas Pty Ltd Boral Energy Resources Ltd Crusader Resources NL	40.25 27 14 14 4.75	17/7/2012	6.36	Kujani Field
66	*Santos Ltd Boral Energy Resources Ltd Vamgas Pty Ltd Delhi Petroleum Pty Ltd Crusader Resources NL	30.25 30 20 15 4.75	24/11/2012	10.60	Jack Lake Field

		Interest %	Expiry date	Area (km <sup>2</sup> )	Name of area
67	*Santos Ltd Delhi Petroleum Pty Ltd Vamgas Pty Ltd Boral Energy Resources Ltd Crusader Resources NL	40.25 27 14 14 4.75	17/7/2012	10.91	Keena Field
68	Alliance Petroleum Aust .NL *Santos Ltd Delhi Petroleum Pty Ltd Boral Energy Resources Ltd Vamgas Pty Ltd Crusader Resources NL	50 20.25 15 5 5 4.75	31/12/2011	14.09	Cooba Field
69	*Santos Ltd Delhi Petroleum Pty Ltd Boral Energy Resources Ltd Vamgas Pty Ltd Crusader Resources NL	45.25 30 10 10 4.75	31/12/2011	11.64	Tarwonga Field
70	*Santos Ltd Delhi Petroleum Pty Ltd Vamgas Pty Ltd Boral Energy Resources Ltd Crusader Resources NL	40.25 27 14 14 4.75	25/5/2014	5.70	Farina Field
71	*Santos Ltd Delhi Petroleum Pty Ltd Boral Energy Resources Ltd Vamgas Pty Ltd Crusader Resources NL	45.25 30 10 10 4.75	31/12/2013	15.68	Kerna Field
72	" "		31/12/2013	17.45	Dilchee/Pira Fields
73	*Santos Ltd Delhi Petroleum Pty Ltd Vamgas Pty Ltd Boral Energy Resources Ltd Crusader Resources NL	60.25 21 7 7 4.75	31/12/2015	1.05	Mudlalee Field
74	*Santos Ltd Delhi Petroleum Pty Ltd Vamgas Pty Ltd Boral Energy Resources Ltd Crusader Resources NL	45.25 30 10 10 4.75	31/12/2015	4.66	Allambi Field
75	*Santos Ltd Delhi Petroleum Pty Ltd Vamgas Pty Ltd Boral Energy Resources Ltd Crusader Resources NL	40.25 27 14 14 4.75	26/10/2016	6.46	Caladan Field
76	Vamgas Pty Ltd *Santos Ltd Delhi Petroleum Pty Ltd Boral Energy Resources Ltd Crusader Resources NL	43.75 25.6022 17.1430 10.5360 2.9688	26/10/2016	3.39	Telopea Field
77	Vamgas Pty Ltd *Santos Ltd Delhi Petroleum Pty Ltd Boral Energy Resources Ltd Crusader Resources NL	43.75 25.6022 17.1430 10.5360 2.9688	26/10/2016	9.66	Keleary Field
78	*Santos Ltd Delhi Petroleum Pty Ltd Vamgas Pty Ltd Boral Energy Resources Crusader Resources NL	45.25 30.0 10.0 10.0 4.75	31/12/2016	5.55	Baratta Field
79	*Santos Ltd Delhi Petroleum Pty Ltd Vamgas Pty Ltd Boral Energy Resources Crusader Resources NL	45.25 30.0 10.0 10.0 4.75	31/12/2016	2.35	Gahnia Field
Total				3 607.88	

\*Operator



**APPLICABLE PETROLEUM ACTS**



- Areas under application
- Areas available for application
- Petroleum Exploration Licence
- Petroleum Production Licence
- Pipeline Licence PL1

NOTE: See enlargements of Cooper and Otway Basins for detail

**SOUTH AUSTRALIA  
PETROLEUM TENEMENTS**  
1 July 1996

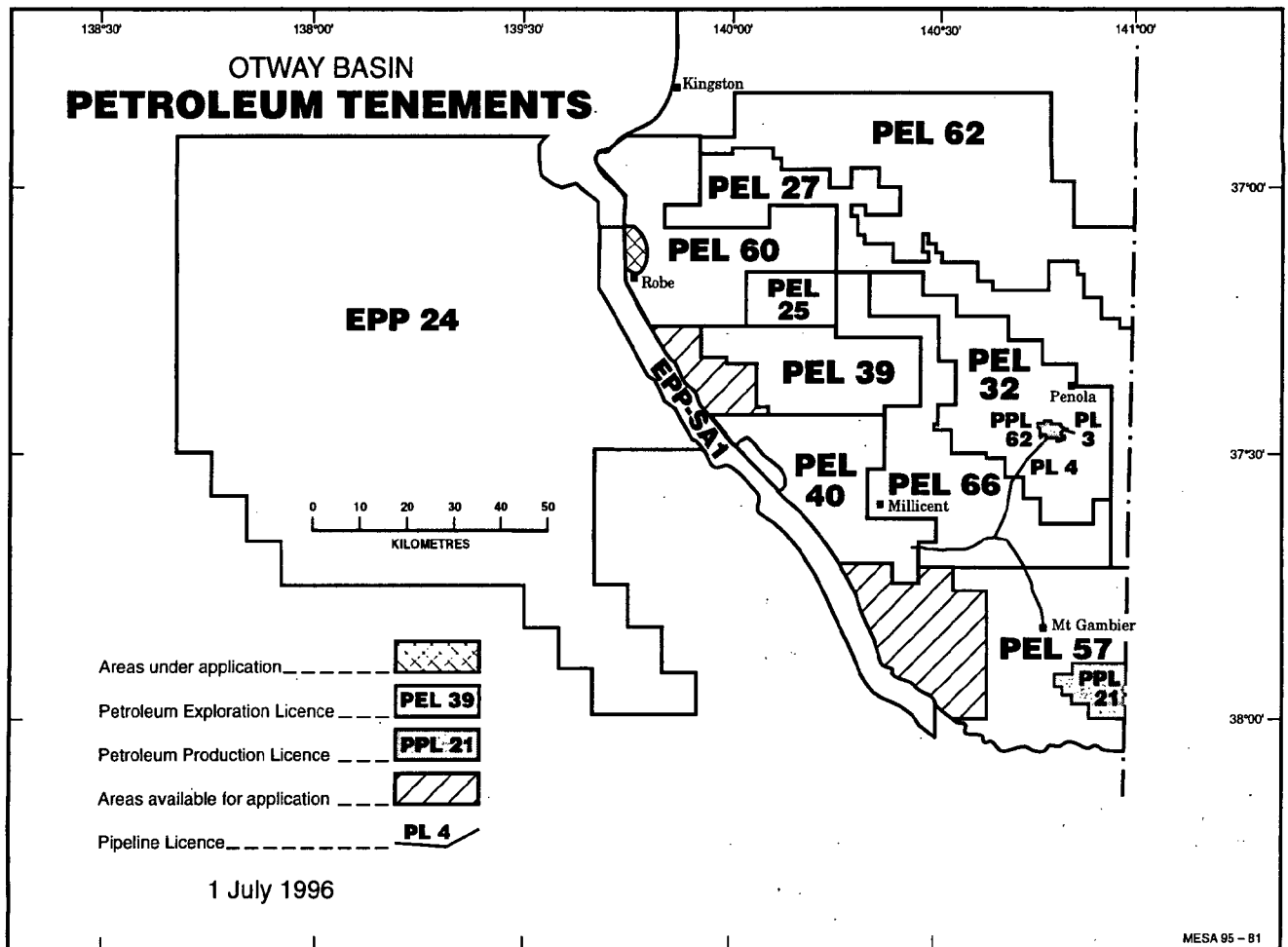
PIPELINES LICENCES (PL)		Interest %	Expiry date	Length (km)
1	Tenneco Energy SA Pty Ltd	100	29/06/2016	1 065
2	Santos Ltd	37.7294	25/11/2002	659
	Delhi Petroleum Pty Ltd	17.0342		
	Boral Energy Resources Ltd	13.1493		
	Bridge Oil Development Pty Ltd	8.8143		
	Vamgas Pty Ltd	7.5459		
	Reef Oil NL	4.6391		
	Basin Oil NL	4.6391		
	Crusader Resources NL	3.9303		
	Alliance Petroleum Aust. NL	1.5509		
	Santos Petroleum Pty Ltd	0.5036		
	Parker and Parsley, Australasia Ltd	0.4639		
3	Tenneco Energy SA Pty Ltd	100	29/06/2016	4.5
4	Tenneco Energy SA Pty Ltd	100	29/06/2016	67
5	Santos Ltd	32.6300	21/04/2013	92
	Delhi Petroleum Pty Ltd	23.2000		
	Santos Petroleum Pty Ltd	18.7200		
	Boral Energy Resources Ltd	16.5000		
	Vamgas Pty Ltd	7.5125		
	Australian Hydrocarbons Ltd	1.2000		
	Oil Company of Australia NL	0.2375		
6	South Australian Gas Co Ltd	100	26/01/2015	231
7	East-Aust Pipeline Ltd	100	29/06/2015	111
Total				2 229.50

OFF-SHORE		Interest %	Expiry date	Number of graticular blocks
<b>EXPLORATION PERMITS FOR PETROLEUM (EPP)</b>				
+24	*Boral Energy Resources Ltd	51.43	18/03/95	134
	Cultus Petroleum NL	17.57		
	Lakes Oil (Offshore) Pty Ltd	13.33		
	Basin Oil NL	5		
	Victoria Diamond Exploration Pty ltd	6.67		
	Durum (Australia) Pty Ltd	6		
26	*BHP Petroleum (Victoria) Pty Ltd	60	30/08/97	242
	Inpex South Lincoln Ltd	20		
	Deilmann Oil and Gas Pty Ltd	20		
<i>EPP(Pursuant to the SA Petroleum (Submerged Lands) Act 1982)</i>				
SA-1	*Cultus Petroleum (Australia) NL	55	14/11/97	27
	Oil Company of Australia Ltd	20		
	Cultus Timor Sea Ltd	15		
	Basin Oil NL	10		
Total				403

\*Operator

+Application for renewal pending

#Application for surrender is being processed



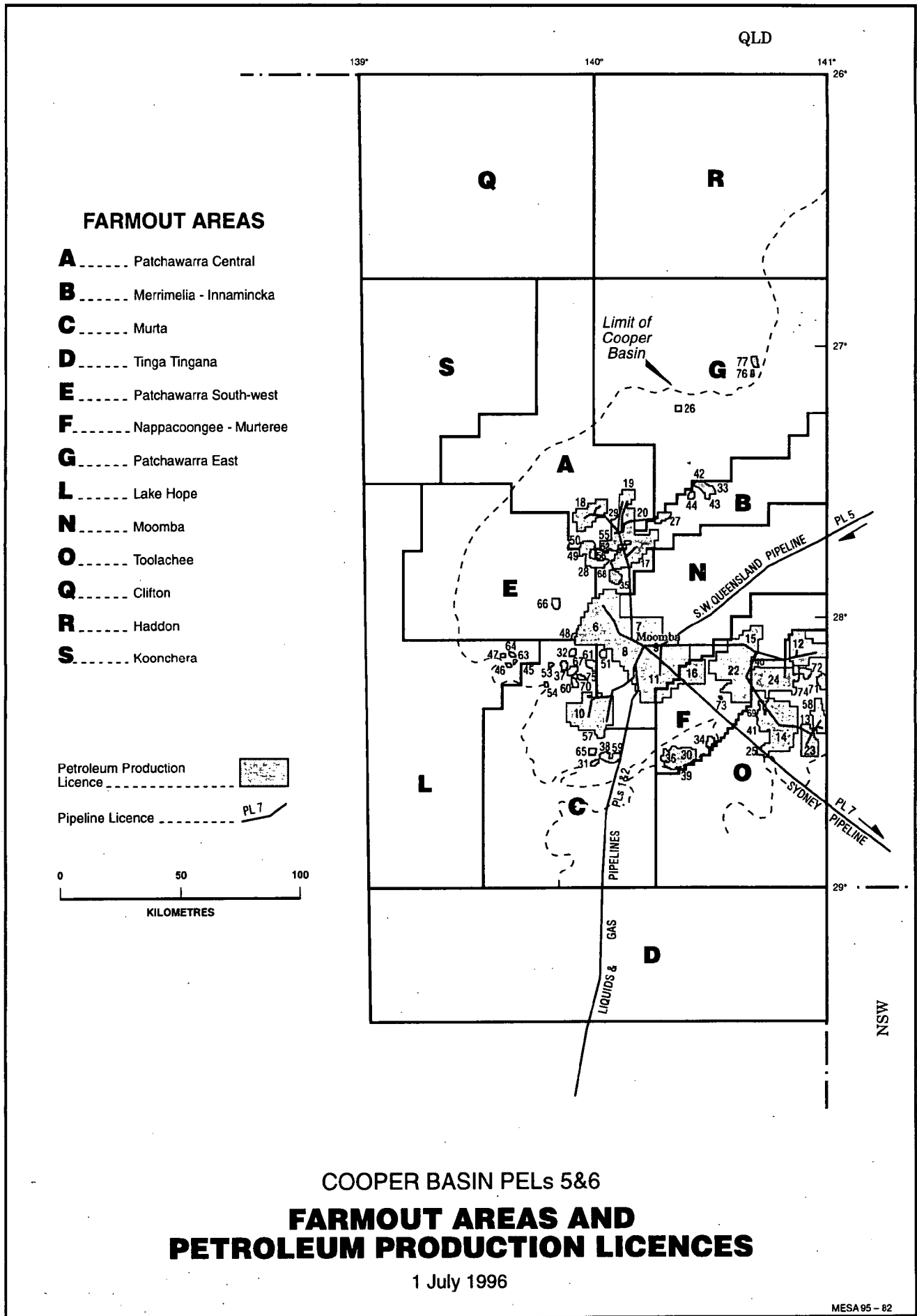
### INTERESTS IN PEL 5 AND 6 FARMOUT AREAS

		%
Patchawarra Central	- Bridge Oil Developments Pty Ltd	23.75
	- *Santos Ltd	20.25
	- Delhi Petroleum Pty Ltd	15.00
	- Basin Oil NL	12.50
	- Reef Oil NL	12.50
	- Vamgas Pty Ltd	5.00
	- Boral Energy Resources Ltd	5.00
	- Crusader Resources NL	4.75
	- Parker and Parsley Australasia Ltd	1.25
	Merrimelia-Innamincka	- Alliance Petroleum Australia NL
- *Santos Ltd		20.25
- Delhi Petroleum Pty Ltd		15.0
- Vamgas Pty Ltd		5.0
- Boral Energy Resources Ltd		5.0
Murta	- Crusader Resources NL	4.75
	- *Santos Ltd	40.25
	- Delhi Petroleum Pty Ltd	27.0
	- Vamgas Pty Ltd	14.0
	- Boral Energy Resources Ltd	14.0
Tinga-Tingana	- Crusader Resources NL	4.75
	- *Santos Ltd	40.25
	- Delhi Petroleum Pty Ltd	27.0
	- Vamgas Pty Ltd	14.0
	- Boral Energy Resources Ltd	14.0
Patchawarra South-West	- Crusader Resources NL	4.75
	- *Santos Ltd	30.25
	- Boral Energy Resources Ltd	30
	- Vamgas Pty Ltd	20.0
	- Delhi Petroleum Pty Ltd	15.0
	- Crusader Resources NL	4.75

Nappacoongee-Murteree	- *Santos Ltd	60.25
	- Delhi Petroleum Pty Ltd	21.0
	- Vamgas Pty Ltd	7.0
	- Boral Energy Resources Ltd	7.0
	- Crusader Resources NL	4.75
Patchawarra East	- Vamgas Pty Ltd	43.75
	- *Santos Ltd	25.6022
	- Delhi Petroleum Pty Ltd	17.143
	- Boral Energy Resources Ltd	10.536
	- Crusader Resources NL	2.9688
Lake Hope	- *Santos Ltd	47.25
	- Delhi Petroleum Pty Ltd	30.0
	- Boral Energy Resources Ltd	10.0
	- Vamgas Pty Ltd	8.0
	- Crusader Resources NL	4.75
Moomba	- *Santos Ltd	45.25
	- Delhi Petroleum Pty Ltd	30.0
	- Vamgas Pty Ltd	10.0
	- Boral Energy Resources Ltd	10.0
	- Crusader Resources NL	4.75
Toolachee	- *Santos Ltd	45.25
	- Delhi Petroleum Pty Ltd	30.0
	- Vamgas Pty Ltd	10.0
	- Boral Energy Resources Ltd	10.0
	- Crusader Resources NL	4.75
Birdsville Track Ridge 'A' (Haddon)	- *Santos Ltd	47.75
	- Delhi Petroleum Pty Ltd	30.00
	- Vamgas Pty Ltd	8.75
	- Boral Energy Resources Ltd	8.75
	- Crusader Resources NL	4.75
Birdsville Track Ridge 'B' (Clifton)	- *Santos Ltd	45.25
	- Delhi Petroleum Pty Ltd	30.0
	- Vamgas Pty Ltd	10.0
	- Boral Energy Resources Ltd	10.0
	- Crusader Resources NL	4.75
Birdsville Track Ridge 'C' (Kooncherra)	- *Santos Ltd	45.25
	- Delhi Petroleum Pty Ltd	30.00
	- Vamgas Pty Ltd	10.00
	- Boral Energy Resources Ltd	10.00
	- Crusader Resources NL	4.75

---

*\*Operator*



**MINES AND ENERGY SOUTH AUSTRALIA** 191 Greenhill Road, Parkside, South Australia

PO Box 151  
Eastwood SA 5063

Telephone: (08) 274 7500  
overseas: (IAC) 61 8 274 7500

Facsimile: (08) 272 7597  
overseas: (IAC) 61 8 272 7597