

This archived tenement data
is offered for historical purposes
for up to date data
please click on the button below

DEPARTMENT OF MINES AND ENERGY
SOUTH AUSTRALIA

HOLDERS OF PETROLEUM TENEMENTS

Current as at 1 January 1995

Includes:

- Onshore Petroleum Exploration Licences (PELs)
- Petroleum Production Licences (PPLs)
- Pipeline Licences (PLs)
- Offshore Exploration Permits for Petroleum (EPPs)
- Interests in PELs 5 & 6 Farmout Areas

ON-SHORE		Interests %	Expiry Date	Area (km ²)
PETROLEUM EXPLORATION LICENCES (PELs)				
5	Delhi Petroleum Pty Ltd	100	27/2/99	36487
6	Santos Ltd	100	27/2/99	36487
25	Sealot Pty Ltd	50	10/8/99	213
	Harken Energy NL	30		
	Hardman Oil and Gas Pty Ltd	20		
* 27	Oil Company of Australia Ltd	60	*30/7/94	2082
	Cultus Petroleum (Australia) NL	5		
	Ampolex (PPL) Pty Ltd	10		
	Basin Oil NL	25		
* 32	SAGASCO Southeast Inc	35.7143	18/2/95	1711
	Minora Resources NL	24.2857		
	Sagasco Resources Ltd	20		
	Cultus Petroleum (Australia) NL	†5		
	GFE Resources Ltd	5		
	Basin Oil NL	10		
34	Nerdlihc Company Inc	100	27/6/95	11822
* 39	GFE Resources Ltd	43.75	9/11/94	927
	Cultus Petroleum (Australia) NL	8.75		
	TMOE Exploration Pty Ltd	37.50		
	Basin Oil NL	10		
* 40	Sagasco Resources Ltd	65	9/11/94	1098
	TMOE Exploration Pty Ltd	35		
* 41	Frontier Exploration Ltd	100	18/2/95	15829
45	Beach Petroleum NL	30	28/8/99	11785
	Claremont Petroleum NL	30		
	Oakman Pty Ltd	20		
	J F Allender	20		
49	Felstea Pty Ltd	100	30/6/96	6873
50	Felstea Pty Ltd	100	30/6/96	7285
51	Beach Petroleum NL	30	28/8/99	2667
	Claremont Petroleum NL	30		
	Oakman Pty Ltd	20		
	J F Allender	20		
52	I W Australia Pty Ltd	100	25/11/95	1143
53	Wagner (Australia) Ltd	50	3/12/95	10136
	Brown (Australia) Ltd	50		
55	Stirling Resources NL	32.5	21/3/96	4080
	Pan Pacific Petroleum NL	20		
	Kiwi Australian Resources Pty Ltd	15		
	Associated Gold Fields NL	10		
	Aquatic Resources Corporation Pty Ltd	20		
	Trout Nominees Pty Ltd	2.5		
57	Lakes Oil Limited	95	17/11/96	1048
	Quicksilver Resources NL	5		
59	Wagner (Australia) Ltd	50	30/3/98	4129
	Brown (Australia) Ltd	50		
60	Oil Company of Australia Ltd	100	10/8/99	1069
TOTAL				156,871

* Application for renewal pending.

† Interests in the process of changing.

PETROLEUM PRODUCTION LICENCES (PPLs)

		Interest %	Expiry Date	Area (km ²)	Name of Area
6	*Santos Ltd Delhi Petroleum Pty Ltd Vamgas Ltd SAGASCO Resources Ltd Crusader Resources NL	45.25 30 10 10 4.75	31/12/2005	257.4	Gidgealpa Field
7	" "		31/12/2005	254.2	Moomba North Field
8	" "		31/12/2005	254.0	Moomba West Field
9	" "		31/12/2005	133.0	Moomba South Field
10	" "		31/12/2005	226.4	Daralingie Field
11	" "		31/12/2005	160.1	Big Lake Field
12	*Santos Ltd (45.25 Delhi Petroleum Pty Ltd Sagasco Resources Ltd Vamgas Ltd Crusader Resources NL	30 10 10 4.75	31/12/2005	157.3	Burke-Dullingari Field
13	" "		31/12/2005	56.07	Brumby Field
14	" "		31/12/2005	233.05	Toolachee Field
15	*Santos Ltd (60.25 Crusader Resources NL Delhi Petroleum Pty Ltd Vamgas Ltd SAGASCO Resources NL	4.75 21 7 7	31/12/2005	154.3	Della Field
16	" "		31/12/2005	126.9	Big Lake & Namur Fields
17	Alliance Petroleum Australia NL *Santos Ltd Delhi Petroleum Pty Ltd Vamgas Ltd Sagasco Resources Ltd Crusader Resources NL	50 20.25 15 5 5 4.75	31/12/2005	140.83	Merrimelia Field
18	*Santos Ltd Bridge Oil Ltd Delhi Petroleum Pty Ltd Basin Oil NL Reef Oil NL Vamgas Ltd SAGASCO Resources NL Bridge Oil Ltd Crusader Resources NL	20.25 23.75 15 12.5 12.5 5 5 1.25 4.75	31/12/2005	109.4	Fly Lake-Brolga Field
19	" " "		31/12/2005	36.5	Moorari Field
20	" " "		31/12/2005	129.72	Tirrawarra Field
21	*Liquid Air Australia Ltd	100	30/04/2000	144.96	Caroline Field
22	*Santos Ltd Crusader Resources NL Delhi Petroleum Pty Ltd Sagasco Resources Ltd Vamgas Ltd	60.25 4.75 21 7 7	31/12/2006	233.82	Strzelecki Field
23	*Santos Ltd Delhi Petroleum Pty Ltd Sagasco Resources Ltd Vamgas Ltd Crusader Resources NL	45.25 30 10 10 4.75	31/12/2006	79.9	Munkarie Field
24	" "		31/12/2006	167.69	Kidman Field
25	" "		31/12/2006	19.6	Narcoonowie Field

26	Vamgas Ltd	43.75	10/06/2007	3.6	Cuttapirrie Field
	*Santos Ltd	25.6022			
	Delhi Petroleum Pty Ltd	17.143			
	Sagasco Resources Ltd	10.536			
	Crusader Resources NL	2.9688			
27	Alliance Petroleum Australia NL	50	31/12/2006	23.4	Mudrangie Field
	*Santos Ltd	20.25			
	Delhi Petroleum Pty Ltd	15			
	Sagasco Resources Ltd	5			
	Vamgas Ltd	5			
	Crusader Resources NL	4.75			
28	Sagasco Resources Ltd	30	06/05/2007	15.7	Kanowana Field
	*Santos Ltd	30.25			
	Vamgas Ltd	20			
	Delhi Petroleum Pty Ltd	15			
	Crusader Resources NL	4.75			
29	*Santos Ltd	20.25	31/12/2008	2.99	Rakoona Field
	Bridge Oil Developments Pty Ltd	23.75			
	Delhi Petroleum Pty Ltd	15			
	Basin Oil NL	12.5			
	Reef Oil NL	12.5			
	Vamgas Ltd	5			
	Sagasco Resources Ltd	5			
	Crusader Resources NL	4.75			
	Bridge Oil Ltd	1.25			
30	*Santos Ltd	60.25	31/12/2006	48.6	Limestone Creek-Biala Field
	Crusader Resources NL	4.75			
	Delhi Petroleum Pty Ltd	21			
	Vamgas Ltd	7			
	Sagasco Resources Ltd	7			
31	*Santos Ltd	40.25	06/05/2007	5.7	Wancoocha Field
	Delhi Petroleum Pty Ltd	27			
	Vamgas Ltd	14			
	Sagasco Resources Ltd	14			
	Crusader Resources NL	4.75			
32	" " "		06/05/2007	5.65	Muteroo Field
33	Alliance Petroleum Australia NL		31/12/2006	15.4	Bookabourdie Field
	NL	50			
	*Santos Ltd	20.25			
	Delhi Petroleum Pty Ltd	15			
	Sagasco Resources Ltd	5			
	Vamgas Ltd	5			
	Crusader Resources NL	4.75			
34	*Santos Ltd	60.25	31/12/2006	9.46	McKinlay Field
	Crusader Resources NL	4.75			
	Delhi Petroleum Pty Ltd	21			
	Vamgas Ltd	7			
	Sagasco Resources Ltd	7			
35	Alliance Petroleum Australia NL		31/12/2006	21.3	Meranji Field
	NL	50			
	*Santos Ltd	20.25			
	Delhi Petroleum Pty Ltd	15			
	Vamgas Ltd	5			
	Sagasco Resources Ltd	5			
	Crusader Resources NL	4.75			
36	*Santos Ltd	60.25	31/12/2006	46.93	Ulandi/Atwyn/Jena Field
	Crusader Resources NL	4.75			
	Delhi Petroleum Pty Ltd	21			
	Vamgas Ltd	7			
	Sagasco Resources Ltd	7			

37	*Santos Ltd	40.25	06/10/2007	7.64	Spencer Field
	Delhi Petroleum Pty Ltd	27			
	Vamgas Ltd	14			
	Sagasco Resources Ltd	14			
	Crusader Resources NL	4.75			
38	" " "		06/10/2007	10.21	Dirkala Field
39	*Santos Ltd	60.25	31/12/2006	1.50	Nungeroo Field
	Crusader Resources NL	4.75			
	Delhi Petroleum Pty Ltd	21			
	Vamgas Ltd	7			
	Sagasco Resources Ltd	7			
40	*Santos Ltd	45.25	31/12/2007	10.59	Lepena Field
	Delhi Petroleum Pty Ltd	30			
	Vamgas Ltd	10			
	Sagasco Resources Ltd	10			
	Crusader Resources NL	4.75			
41	*Santos Ltd	45.25	31/12/2011	20.34	Mundi/Kapinka Field
	Delhi Petroleum Pty Ltd	30			
	Vamgas Ltd	10			
	Sagasco Resources Ltd	10			
	Crusader Resources NL	4.75			
42	Alliance Petroleum Australia NL	50	31.12/2008	7.26	Bookabourdie (Extension) Field
	*Santos Ltd	20.25			
	Delhi Petroleum Pty Ltd	15			
	Sagasco Resources Ltd	5			
	Vamgas Ltd	5			
	Crusader Resources NL	4.75			
43	" " "		31.12/2008	3.29	Taylor South Field
44	" " "		31.12/2008	5.23	Bimbaya Field
45	*Santos Ltd	47.25	29/03/2010	1.30	Taloola
	Delhi Petroleum Pty Ltd	30			
	Sagasco Resources Ltd	10			
	Vamgas Ltd	8			
	Crusader Resources NL	4.75			
46	" " "		20/12/2009	1.99	Tantanna Field
47	" " "		20/12/2009	3.50	Sturt and Sturt East
48	Sagasco Resources Ltd	30	31/12/2010	2.12	Kurunda Field
	*Santos Ltd	30.25			
	Vamgas Ltd	20			
	Delhi Petroleum Pty Ltd	15			
	Crusader Resources NL	4.75			
49	" " "		31/12/2010	8.09	Leleptian Field
50	*Santos Ltd	20.25	31/12/2009	17.28	Andree Field
	Bridge Oil Developments Pty Ltd	23.75			
	Delhi Petroleum Pty Ltd	15			
	Reef Oil NL	12.5			
	Basin Oil NL	12.5			
	Sagasco Resources Ltd	5			
	Vamgas Ltd	5			
	Crusader Resources NL	4.75			
	Bridge Oil Ltd	1.25			
51	*Santos Ltd	45.25	31/12/2011	6.88	Kirralee
	Delhi Petroleum Pty Ltd	30			
	Vamgas Ltd	10			
	Sagasco Resources Ltd	10			
	Crusader Resources NL	4.75			
52	Alliance Petroleum Aust NL	50	31/12/2009	1.59	Gooranie South Field
	*Santos Ltd	20.25			
	Delhi Petroleum Pty Ltd	15			
	Sagasco Resources Ltd	5			
	Vamgas Ltd	5			
	Crusader Resources NL	4.75			

53	*Santos Ltd	40.25	04/12/2010	1.78	Spencer West Field
	Delhi Petroleum Pty Ltd	27			
	Vamgas Ltd	14			
	Sagasco Resources Ltd	14			
	Crusader Resources NL	4.75			
54	*Santos Ltd	40.25	15/06/2010	0.10	Pintari North Field
	Delhi Petroleum Pty Ltd	27			
	Vamgas Ltd	14			
	Sagasco Resources Ltd	14			
	Crusader Resources NL	4.75			
55	*Santos Ltd	20.25	31/12/2011	9.71	Varanus Field
	Bridge Oil Developments Pty Ltd	23.75			
	Reef Oil NL	12.5			
	Basin Oil NL	12.5			
	Delhi Petroleum Pty Ltd	15			
	Sagasco Resources Ltd	5			
	Vamgas Ltd	5			
	Crusader Resources NL	4.75			
	Bridge Oil Ltd	1.25			
56	Alliance Petroleum Aust NL	50	31/12/2013	3.74	Varanus South Field
	*Santos Ltd	20.25			
	Delhi Petroleum Pty Ltd	15			
	Sagasco Resources Ltd	5			
	Vamgas Ltd	5			
	Crusader Resources NL	4.75			
57	*Santos Ltd	40.25	16/07/2011	10.47	Thurakinna Field
	Delhi Petroleum Pty Ltd	27			
	Vamgas Ltd	14			
	Sagasco Resources Ltd	14			
	Crusader Resources NL	4.75			
58	*Santos Ltd	45.25	31/12/2010	14.88	Mettika Field
	Delhi Petroleum Pty Ltd	30			
	Vamgas Ltd	10			
	Sagasco Resources Ltd	10			
	Crusader Resources NL	4.75			
59	*Santos Ltd	40.25	16/07/2011	10.46	Garanjanie Field
	Delhi Petroleum Pty Ltd	27			
	Vamgas Ltd	14			
	Sagasco Resources Ltd	14			
	Crusader Resources NL	4.75			
60	*Santos Ltd	40.25	25/05/2014	6.54	Wirrarie North Field
	Delhi Petroleum Pty Ltd	27			
	Vamgas Ltd	14			
	Sagasco Resources Ltd	14			
	Crusader Resources NL	4.75			
61	*Santos Ltd	40.25	17/10/2011	11.86	Arrakis-Murta Field
	Delhi Petroleum Pty Ltd	27			
	Vamgas Ltd	14			
	Sagasco Resources Ltd	14			
	Crusader Resources NL	4.75			
62	Sagasco Southeast Inc	35.7143	26/11/2011	13.98	Katnook and Ladbroke Grove Gas Fields
	*Sagasco Resources Ltd	20			
	Cultus Petroleum (Australia) NL	15			
	Minora Resources NL	24.2857			
	GFE Resources Ltd	5			
63	*Santos Ltd	47.25	23/05/2012	1.28	MalgoonaEast) Field
	Delhi Petroleum Pty Ltd	30			
	Vamgas Ltd	8			
	Sagasco Resources Ltd	10			
	Crusader Resources NL	4.75			
64	" " "		23/05/2012	1.92	MalgoonaWest) Field

65	*Santos Ltd	40.25	17/07/2012	6.36	Kujani Field
	Delhi Petroleum Pty Ltd	27			
	Vamgas Ltd	14			
	Sagasco Resources Ltd	14			
	Crusader Resources NL	4.75			
66	Sagasco Resources Ltd	30	24/11/2012	10.60	Jack Lake Field
	*Santos Ltd	30.25			
	Vamgas Ltd	20			
	Delhi Petroleum Pty Ltd	15			
	Crusader Resources NL	4.75			
67	*Santos Ltd	40.25	17/07/2012	10.91	Keena Field
	Delhi Petroleum Pty Ltd	27			
	Vamgas Ltd	14			
	Sagasco Resources Ltd	14			
	Crusader Resources NL	4.75			
68	Alliance Petroleum Aust NL	50			
	*Santos Ltd	20.25	31/12/2011	14.09	Cooba Field
	Delhi Petroleum Pty Ltd	15			
	Sagasco Resources Ltd	5			
	Vamgas Ltd	5			
	Crusader Resources NL	4.75			
69	*Santos Ltd	45.25	31/12/2011	11.64	Tarwonga Field
	Delhi Petroleum Pty Ltd	30			
	Sagasco Resources Ltd	10			
	Vamgas Ltd	10			
	Crusader Resources NL	4.75			
70	*Santos Ltd	40.25	25/05/2014	5.70	Farina Field
	Delhi Petroleum Pty Ltd	27			
	Vamgas Ltd	14			
	Sagasco Resources Ltd	14			
	Crusader Resources NL	4.75			
71	*Santos Ltd	45.25	31/12/2013	15.68	Kerna Field
	Delhi Petroleum Pty Ltd	30			
	Sagasco Resources Ltd	10			
	Vamgas Ltd	10			
	Crusader Resources NL	4.75			
72	" " "		31/12/2013	17.45	Dilchee/Pira Field

Total 3561.81

* Operator

PIPELINES LICENCES (PLs)		Interest %	Expiry Date	Length (kms)
1	Pipelines Authority of South Australia	100	31/03/2011	1065.056
2	Santos Ltd	37.7294	25/11/2002	659
	Delhi Petroleum Pty Ltd	17.0342		
	Sargasco Resources Ltd	13.1493		
	Bridge Oil Development Pty Ltd	8.8143		
	Vamgas Ltd,	7.5459		
	Reef Oil NL	4.6391		
	Basin Oil NL	4.6391		
	Crusader Resources NL	3.9303		
	Alliance Petroleum Australia NL	1.5509		
	Santos Petroleum Pty Ltd	0.5036		
	Bridge Oil Ltd	0.4639		
3	Pipelines Authority of South Australia	100	26/3/2011	4.2
4	Pipelines Authority of South Australia	100	30/9/2011	67.0
5	Santos Ltd	32.6300	21/4/2013	92
	Delhi Petroleum Pty Ltd	23.2000		
	Santos Petroleum Pty Ltd	18.7200		
	Vamgas Ltd	7.5125		
	Sargasco Resources Ltd	16.5000		
	Australian Hydrocarbons Ltd	1.2000		
	Oil Company of Australia NL	0.2375		
6	South Australian Gas Co Ltd	100	26/1/2015	231
7	East-Aust Pipeline Ltd	100	29/6/2015	111
Total				2229.256

OFF-SHORE		Interest %	Expiry Date	No. of graticular blocks
-----------	--	------------	-------------	--------------------------

EXPLORATION PERMITS FOR PETROLEUM (EPPs)

24	*Sagasco Resources Ltd	57.14	18/03/1995	134
	Cultus Petroleum NL	23.57		
	Lakes Oil (Offshore) Pty Ltd	14.29		
	Basin Oil NL	5.00		
25	*BHP Petroleum (Victoria) Pty Ltd	60	12/03/1997	176
	Inpex South Lincoln Ltd	20		
	Deilmann Oil and Gas Pty Ltd	20		
26	*BHP Petroleum (Victoria) Pty Ltd	60	12/03/1997	242
	Inpex South Lincoln Ltd	20		
	Deilmann Oil and Gas Pty Ltd	20		
EPP	(Pursuant to the SA Petroleum (Submerged Lands) Act 1982)			
SA-1	*Cultus Petroleum (Australia) NL	75	14/11/96	27
	Basin Oil NL	10		
	Cultus Timer Sea Ltd	15		
SA-2	*Tyers Petroleum Pty Ltd	100	2/11/98	12

Total 591

* Operator

INTERESTS IN PELS 5 AND 6 FARMOUT AREAS

		%
<u>Patchawarra Central</u>	- Santos Ltd	20.25
	- Bridge Oil Developments Pty Ltd	23.75
	- Delhi Petroleum Pty Ltd	15.00
	- Basin Oil NL	12.50
	- Reef Oil NL	12.50
	- Vamgas Ltd	5.00
	- Sagasco Resources Ltd	5.00
	- Bridge Oil Ltd	1.25
	- Crusader Resources NL	<u>4.75</u>
	<u>100.00</u>	
<u>Merrimelia-Innamincka</u>	- Alliance Petroleum Australia No Liability	50.0
	- Santos Ltd	20.25
	- Delhi Petroleum Pty Ltd	15.0
	- Vamgas Ltd	5.0
	- Sagasco Resources Ltd	5.0
	- Crusader Resources NL	<u>4.75</u>
	<u>100.00</u>	
<u>Murta</u>	- Santos Ltd	40.25
	- Delhi Petroleum Pty Ltd	27.0
	- Vamgas Ltd	14.0
	- Sagasco Resources Ltd	14.0
	- Crusader Resources NL	<u>4.75</u>
	<u>100.00</u>	
<u>Tinga-Tingana</u>	- Santos Ltd	40.25
	- Delhi Petroleum Pty Ltd	27.0
	- Vamgas Ltd	14.0
	- Sagasco Resources Ltd	14.0
	- Crusader Resources NL	<u>4.75</u>
	<u>100.00</u>	
<u>Patchawarra South-West</u>	- Sagasco Resources Ltd	30.0
	- Santos Ltd	30.25
	- Vamgas Ltd	20.0
	- Delhi Petroleum Pty Ltd	15.0
	- Crusader Resources NL	<u>4.75</u>
	<u>100.00</u>	
<u>Nappacoongee-Murteree</u>	- Santos Ltd	60.25
	- Crusader Resources NL	4.75
	- Delhi Petroleum Pty Ltd	21.0
	- Vamgas Ltd	7.0
	- Sagasco Resources Ltd	<u>7.0</u>
	<u>100.0</u>	
<u>Patchawarra East</u>	- Vamgas Ltd	43.75
	- Santos Ltd	25.6022
	- Delhi Petroleum Pty Ltd	17.143
	- Sagasco Resources Ltd	10.536
	- Crusader Resources NL	<u>2.9688</u>
	<u>100.000</u>	
<u>Lake Hope</u>	- Santos Ltd	47.25
	- Delhi Petroleum Pty Ltd	30.0
	- Sagasco Resources Ltd	10.0
	- Vamgas Ltd	8.0
	- Crusader Resources NL	<u>4.75</u>
	<u>100.00</u>	

<u>Moomba</u>	- Santos Ltd	45.25
	- Delhi Petroleum Pty Ltd	30.0
	- Vamgas Ltd	10.0
	- Sagasco Resources Ltd	10.0
	- Crusader Resources NL	<u>4.75</u>
		<u>100.0</u>
<u>Toolachee</u>	- Santos Ltd	45.25
	- Delhi Petroleum Pty Ltd	30.0
	- Vamgas Ltd	10.0
	- Sagasco Resources Ltd	10.0
	- Crusader Resources NL	<u>4.75</u>
		<u>100.00</u>
<u>Birdsville Track Ridge 'A'</u> (Haddon)	- Santos Ltd	47.75
	- Delhi Petroleum Pty Ltd	30.00
	- Vamgas Ltd	8.75
	- Sagasco Resources Ltd	8.75
	- Crusader Resources NL	<u>4.75</u>
		<u>100.00</u>
<u>Birdsville Track Ridge 'B'</u> (Clifton)	- Santos Ltd	45.25
	- Delhi Petroleum Pty Ltd	30.0
	- Vamgas Ltd	10.0
	- Sagasco Resources Ltd	10.0
	- Crusader Resources NL	<u>4.75</u>
		<u>100.00</u>
<u>Birdsville Track Ridge 'C'</u> (Kooncherra)	- Santos Ltd	45.25
	- Delhi Petroleum Pty Ltd	30.00
	- Vamgas Ltd	10.00
	- Sagasco Resources Ltd	10.00
	- Crusader Resources NL	<u>4.75</u>
		<u>100.00</u>

MESA Information Sheet

P1

HOLDERS OF PETROLEUM TENEMENTS

Current as at 1 October 1994

ON-SHORE

		Interest %	Expiry date	Area (km ²)
PETROLEUM EXPLORATION LICENCES (PEL)				
5	Delhi Petroleum Pty Ltd	100	27/2/99	36 487
6	Santos Ltd	100	27/2/99	36 487
25	Sealot Pty Ltd	50	10/8/99	213
	Harken Energy NL	30		
	Hardman Oil and Gas Pty Ltd	20		
†27	Oil Company of Australia Ltd	60	*30/7/94	2 082
	Cultus Petroleum (Australia) NL	30		
	Ampolex (PPL) Pty Ltd	10		
32	Sagasco Southeast Inc.	35.7143	18/2/95	1 711
	Minora Resources NL	24.2857		
	Sagasco Resources Ltd	20		
	Cultus Petroleum (Australia) NL	15		
	GFE Resources Ltd	5		
34	Nerdlihc Co. Inc.	100	27/6/95	11 822
†39	GFE Resources Ltd	35	9/11/94	927
	TMOE Exploration Pty Ltd	30		
	Magellan Petroleum Australia Ltd	20		
	Cultus Petroleum (Australia) NL	15		
40	Sagasco Resources Ltd	65	9/11/94	1 098
	TMOE Exploration Pty Ltd	35		
41	Frontier Exploration Ltd	100	18/2/95	15 829
45	Beach Petroleum NL	30	28/8/99	11785
	Claremont Petroleum NL	30		
	Oakman Pty Ltd	20		
	JF Allender	20		
49	Felstea Pty Ltd	100	30/6/96	6 873
50	Felstea Pty Ltd	100	30/6/96	7 285
51	Beach Petroleum NL	30	28/8/99	2667
	Claremont Petroleum NL	30		
	Oakman Pty Ltd	20		
	JF Allender	20		
52	I W Australia Pty Ltd	100	25/11/95	1 143
53	Wagner (Australia) Ltd	50	3/12/95	10 136
	Brown (Australia) Ltd	50		
55	Stirling Resources NL	32.5	21/3/96	4 080
	Aquatic Resources Corporation Pty Ltd	20		
	Pan Pacific Petroleum NL	20		
	Kiwi Australian Resources Pty Ltd	15		
	Associated Gold Fields NL	10		
	Trout Nominees Pty Ltd	2.5		



56	Steiner Holdings Pty Ltd	100	6/6/96	3 176
57	Lakes Oil Ltd	95	17/11/96	1 048
	Quicksilver Resources NL	5		
59	Wagner (Australia) Ltd	50	30/3/98	4 129
	Brown (Australia) Ltd	50		
60	Oil Company of Australia Ltd	100	10/8/99	1069
Total				145 241

*Application for renewal pending

†Interests in the process of changing

PETROLEUM PRODUCTION LICENCES (PPLs)

		Interest %	Expiry date	Area (km ²)	Name of area
6	*Santos Ltd	45.25	31/12/2005	257.4	Gidgealpa Field
	Delhi Petroleum Pty Ltd	30			
	Vamgas Ltd	10			
	Sagasco Resources Ltd	10			
	Crusader Resources NL	4.75			
7	*Santos Ltd	45.25	31/12/2005	254.2	Moomba North Field
	Delhi Petroleum Pty Ltd	30			
	Vamgas Ltd	10			
	Sagasco Resources Ltd	10			
	Crusader Resources NL	4.75			
8	*Santos Ltd	45.25	31/12/2005	254.0	Moomba West Field
	Delhi Petroleum Pty Ltd	30			
	Vamgas Ltd	10			
	Sagasco Resources Ltd	10			
	Crusader Resources NL	4.75			
9	*Santos Ltd	45.25	31/12/2005	133.0	Moomba South Field
	Delhi Petroleum Pty Ltd	30			
	Vamgas Ltd	10			
	Sagasco Resources Ltd	10			
	Crusader Resources NL	4.75			
10	*Santos Ltd	45.25	31/12/2005	226.4	Daralingie Field
	Delhi Petroleum Pty Ltd	30			
	Vamgas Ltd	10			
	Sagasco Resources Ltd	10			
	Crusader Resources NL	4.75			
11	*Santos Ltd	45.25	31/12/2005	160.1	Big Lake Field
	Delhi Petroleum Pty Ltd	30			
	Vamgas Ltd	10			
	Sagasco Resources Ltd	10			
	Crusader Resources NL	4.75			
12	*Santos Ltd	45.25	31/12/2005	157.3	Burke-Dullingari Fields
	Delhi Petroleum Pty Ltd	30			
	Sagasco Resources Ltd	10			
	Vamgas Ltd	10			
	Crusader Resources NL	4.75			
13	*Santos Ltd	45.25	31/12/2005	56.07	Brumby Field
	Delhi Petroleum Pty Ltd	30			
	Sagasco Resources Ltd	10			
	Vamgas Ltd	10			
	Crusader Resources NL	4.75			
14	*Santos Ltd	45.25	31/12/2005	233.05	Toolachee Field
	Delhi Petroleum Pty Ltd	30			
	Sagasco Resources Ltd	10			
	Vamgas Ltd	10			
	Crusader Resources NL	4.75			
15	*Santos Ltd	60.25	31/12/2005	154.3	Della Field
	Delhi Petroleum Pty Ltd	21			
	Vamgas Ltd	7			
	Sagasco Resources NL	7			
	Crusader Resources NL	4.75			

		Interest %	Expiry date	Area (km ²)	Name of area
16	*Santos Ltd Delhi Petroleum Pty Ltd Vamgas Ltd Sagasco Resources NL Crusader Resources NL	60.25 21 7 7 4.75	31/12/2005	126.9	Big Lake & Namur Fields
17	Alliance Petroleum Aust. NL *Santos Ltd Delhi Petroleum Pty Ltd Vamgas Ltd Sagasco Resources Ltd Crusader Resources NL	50 20.25 15 5 5 4.75	31/12/2005	140.83	Merrimelia Field
18	Bridge Oil Ltd *Santos Ltd Delhi Petroleum Pty Ltd Basin Oil NL Reef Oil NL Vamgas Ltd Sagasco Resources NL Crusader Resources NL Bridge Oil Ltd	23.75 20.25 15 12.5 12.5 5 5 4.75 1.25	31/12/2005	109.4	Fly Lake-Brolga Fields
19	Bridge Oil Ltd *Santos Ltd Delhi Petroleum Pty Ltd Basin Oil NL Reef Oil NL Vamgas Ltd Sagasco Resources NL Crusader Resources NL Bridge Oil Ltd	23.75 20.25 15 12.5 12.5 5 5 4.75 1.25	31/12/2005	36.5	Moorari Field
20	Bridge Oil Ltd *Santos Ltd Delhi Petroleum Pty Ltd Basin Oil NL Reef Oil NL Vamgas Ltd Sagasco Resources NL Crusader Resources NL Bridge Oil Ltd	23.75 20.25 15 12.5 12.5 5 5 4.75 1.25	31/12/2005	129.72	Tirrawarra Field
21	*Liquid Air Australia Ltd	100	30/04/2000	144.96	Caroline Field
22	*Santos Ltd Delhi Petroleum Pty Ltd Sagasco Resources Ltd Vamgas Ltd Crusader Resources NL	60.25 21 7 7 4.75	31/12/2006	233.82	Strzelecki Field
23	*Santos Ltd Delhi Petroleum Pty Ltd Sagasco Resources Ltd Vamgas Ltd Crusader Resources NL	45.25 30 10 10 4.75	31/12/2006	79.9	Munkarie Field
24	*Santos Ltd Delhi Petroleum Pty Ltd Sagasco Resources Ltd Vamgas Ltd Crusader Resources NL	45.25 30 10 10 4.75	31/12/2006	167.69	Kidman Field
25	*Santos Ltd Delhi Petroleum Pty Ltd Sagasco Resources Ltd Vamgas Ltd Crusader Resources NL	45.25 30 10 10 4.75	31/12/2006	19.6	Narcoonowie Field
26	Vamgas Ltd *Santos Ltd Delhi Petroleum Pty Ltd Sagasco Resources Ltd Crusader Resources NL	43.75 25.6022 17.143 10.536 2.9688	10/6/2007	3.6	Cuttapirrie Field
27	Alliance Petroleum Aust. NL *Santos Ltd Delhi Petroleum Pty Ltd Sagasco Resources Ltd Vamgas Ltd Crusader Resources NL	50 20.25 15 5 5 4.75	31/12/2006	23.4	Mudrangie Field

		%	Interest date	Expiry (km ²)	Area Name of area
28	*Santos Ltd	30.25	6/5/2007	15.7	Kanowana Field
	Sagasco Resources Ltd	30			
	Vamgas Ltd	20			
	Delhi Petroleum Pty Ltd	15			
	Crusader Resources NL	4.75			
29	Bridge Oil Developments Pty Ltd	23.75	31/12/2008	2.99	Rakoona Field
	*Santos Ltd	20.25			
	Delhi Petroleum Pty Ltd	15			
	Basin Oil NL	12.5			
	Reef Oil NL	12.5			
	Vamgas Ltd	5			
	Sagasco Resources Ltd	5			
	Crusader Resources NL	4.75			
	Bridge Oil Ltd	1.25			
30	*Santos Ltd	60.25	31/12/2006	48.6	Limestone Creek-Biala Fields
	Delhi Petroleum Pty Ltd	21			
	Vamgas Ltd	7			
	Sagasco Resources Ltd	7			
	Crusader Resources NL	4.75			
31	*Santos Ltd	40.25	6/5/2007	5.7	Wancoocha Field
	Delhi Petroleum Pty Ltd	27			
	Vamgas Ltd	14			
	Sagasco Resources Ltd	14			
	Crusader Resources NL	4.75			
32	*Santos Ltd	40.25	6/5/2007	5.65	Muteroo Field
	Delhi Petroleum Pty Ltd	27			
	Vamgas Ltd	14			
	Sagasco Resources Ltd	14			
	Crusader Resources NL	4.75			
33	Alliance Petroleum Aust. NL	50	31/12/2006	15.4	Bookabourdie Field
	*Santos Ltd	20.25			
	Delhi Petroleum Pty Ltd	15			
	Sagasco Resources Ltd	5			
	Vamgas Ltd	5			
	Crusader Resources NL	4.75			
34	*Santos Ltd	60.25	31/12/2006	9.46	McKinlay Field
	Delhi Petroleum Pty Ltd	21			
	Vamgas Ltd	7			
	Sagasco Resources Ltd	7			
	Crusader Resources NL	4.75			
35	Alliance Petroleum Aust. NL	50	31/12/2006	21.3	Meranji Field
	*Santos Ltd	20.25			
	Delhi Petroleum Pty Ltd	15			
	Vamgas Ltd	5			
	Sagasco Resources Ltd	5			
	Crusader Resources NL	4.75			
36	*Santos Ltd	60.25	31/12/2006	46.93	Ulandi/Alwyn/Jena Fields
	Delhi Petroleum Pty Ltd	21			
	Vamgas Ltd	7			
	Sagasco Resources Ltd	7			
	Crusader Resources NL	4.75			
37	*Santos Ltd	40.25	6/10/2007	7.64	Spencer Field
	Delhi Petroleum Pty Ltd	27			
	Vamgas Ltd	14			
	Sagasco Resources Ltd	14			
	Crusader Resources NL	4.75			
38	*Santos Ltd	40.25	6/10/2007	10.21	Dirkala Field
	Delhi Petroleum Pty Ltd	27			
	Vamgas Ltd	14			
	Sagasco Resources Ltd	14			
	Crusader Resources NL	4.75			
39	*Santos Ltd	60.25	31/12/2006	1.50	Nungeroo Field
	Delhi Petroleum Pty Ltd	21			
	Vamgas Ltd	7			
	Sagasco Resources Ltd	7			
	Crusader Resources NL	4.75			
40	*Santos Ltd	45.25	31/12/2007	10.59	Lepena Field
	Delhi Petroleum Pty Ltd	30			
	Vamgas Ltd	10			
	Sagasco Resources Ltd	10			
	Crusader Resources NL	4.75			

		Interest %	Expiry date	Area (km ²)	Name of area
41	*Santos Ltd Delhi Petroleum Pty Ltd Vamgas Ltd Sagasco Resources Ltd Crusader Resources NL	45.25 30 10 10 4.75	31/12/2011	20.34	Mundi/Kapinka Fields
42	Alliance Petroleum Aust. NL *Santos Ltd Delhi Petroleum Pty Ltd Sagasco Resources Ltd Vamgas Ltd Crusader Resources NL	50 20.25 15 5 5 4.75	31/12/2008	7.26	Bookabourdie (Extension) Field
43	Alliance Petroleum Aust. NL *Santos Ltd Delhi Petroleum Pty Ltd Sagasco Resources Ltd Vamgas Ltd Crusader Resources NL	50 20.25 15 5 5 4.75	31/12/2008	3.29	Taylor South Field
44	Alliance Petroleum Aust. NL *Santos Ltd Delhi Petroleum Pty Ltd Sagasco Resources Ltd Vamgas Ltd Crusader Resources NL	50 20.25 15 5 5 4.75	31/12/2008	5.23	Bimbaya Field
45	*Santos Ltd Delhi Petroleum Pty Ltd Sagasco Resources Ltd Vamgas Ltd Crusader Resources NL	47.25 30 10 8 4.75	29/03/2010	1.30	Taloola Field
46	*Santos Ltd Delhi Petroleum Pty Ltd Sagasco Resources Ltd Vamgas Ltd Crusader Resources NL	47.25 30 10 8 4.75	20/12/2009	1.99	Tantanna Field
47	*Santos Ltd Delhi Petroleum Pty Ltd Sagasco Resources Ltd Vamgas Ltd Crusader Resources NL	47.25 30 10 8 4.75	20/12/2009	3.50	Sturt and Sturt East Fields
48	*Santos Ltd Sagasco Resources Ltd Vamgas Ltd Delhi Petroleum Pty Ltd Crusader Resources NL	30.25 30 20 15 4.75	31/12/2010	2.12	Kurunda Field
49	*Santos Ltd Sagasco Resources Ltd Vamgas Ltd Delhi Petroleum Pty Ltd Crusader Resources NL	30.25 30 20 15 4.75	31/12/2010	8.09	Leleptian Field
50	Bridge Oil Developments Pty Ltd *Santos Ltd Delhi Petroleum Pty Ltd Reef Oil NL Basin Oil NL Sagasco Resources Ltd Vamgas Ltd Crusader Resources NL Bridge Oil Ltd	23.75 20.25 15 12.5 12.5 5 5 4.75 1.25	31/12/2009	17.26	Andree Field
51	*Santos Ltd Delhi Petroleum Pty Ltd Vamgas Ltd Sagasco Resources Ltd Crusader Resources NL	45.25 30 10 10 4.75	31/12/2011	6.88	Kirralee Field
52	Alliance Petroleum Aust. NL *Santos Ltd Delhi Petroleum Pty Ltd Sagasco Resources Ltd Vamgas Ltd Crusader Resources NL	50 20.25 15 5 5 4.75	31/12/2009	1.59	Gooranie South Field
53	*Santos Ltd Delhi Petroleum Pty Ltd Vamgas Ltd Sagasco Resources Ltd Crusader Resources NL	40.25 27 14 14 4.75	4/12/2010	1.78	Spencer West Field

		Interest %	Expiry date	Area (km ²)	Name of area
54	*Santos Ltd Delhi Petroleum Pty Ltd Vamgas Ltd Sagasco Resources Ltd Crusader Resources NL	40.25 27 14 14 4.75	15/6/2010	0.10	Pintari North Field
55	Bridge Oil Developments Pty Ltd *Santos Ltd Reef Oil NL Basin Oil NL Delhi Petroleum Pty Ltd Sagasco Resources Ltd Vamgas Ltd Crusader Resources NL Bridge Oil Ltd	23.75 20.25 12.5 12.5 15 5 5 4.75 1.25	31/12/2011	9.71	Varanus Field
56	Alliance Petroleum Aust. NL *Santos Ltd Delhi Petroleum Pty Ltd Sagasco Resources Ltd Vamgas Ltd Crusader Resources NL	50 20.25 15 5 5 4.75	31/12/2013	3.74	Varanus South Field
57	*Santos Ltd Delhi Petroleum Pty Ltd Vamgas Ltd Sagasco Resources Ltd Crusader Resources NL	40.25 27 14 14 4.75	16/7/2011	10.47	Thurakinna Field
58	*Santos Ltd Delhi Petroleum Pty Ltd Vamgas Ltd Sagasco Resources Ltd Crusader Resources NL	45.25 30 10 10 4.75	31/12/2010	14.88	Mettika Field
59	*Santos Ltd Delhi Petroleum Pty Ltd Vamgas Ltd Sagasco Resources Ltd Crusader Resources NL	40.25 27 14 14 4.75	16/7/2011	10.46	Garanjanie Field
60	*Santos Ltd Delhi Petroleum Pty Ltd Vamgas Ltd Sagasco Resources Ltd Crusader Resources NL	40.25 27 14 14 4.75	25/5/2014	6.54	Wirrarie North Field
61	*Santos Ltd Delhi Petroleum Pty Ltd Vamgas Ltd Sagasco Resources Ltd Crusader Resources NL	40.25 27 14 14 4.75	17/10/2011	11.86	Arrakis-Murta Fields
62	Sagasco Southeast Inc. Minora Resources NL *Sagasco Resources Ltd Cultus Petroleum (Australia) NL GFE Resources Ltd	35.7143 24.2857 20 15 5	26/11/2011	13.98	Katnook and Ladbroke Grove Gas Fields
63	*Santos Ltd Delhi Petroleum Pty Ltd Vamgas Ltd Sagasco Resources Ltd Crusader Resources NL	47.25 30 8 10 4.75	23/5/2012	1.28	Malgoona (East) Field
64	*Santos Ltd Delhi Petroleum Pty Ltd Vamgas Ltd Sagasco Resources Ltd Crusader Resources NL	47.25 30 8 10 4.75	23/5/2012	1.92	Malgoona (West) Field
65	*Santos Ltd Delhi Petroleum Pty Ltd Vamgas Ltd Sagasco Resources Ltd Crusader Resources NL	40.25 27 14 14 4.75	17/7/2012	6.36	Kujani Field
66	*Santos Ltd Sagasco Resources Ltd Vamgas Ltd Delhi Petroleum Pty Ltd Crusader Resources NL	30.25 30 20 15 4.75	24/11/2012	10.60	Jack Lake Field

67	*Santos Ltd Delhi Petroleum Pty Ltd Vamgas Ltd Sagasco Resources Ltd Crusader Resources NL	40.25 27 14 14 4.75	17/7/2012	10.91	Keena Field
68	Alliance Petroleum Aust .NL *Santos Ltd Delhi Petroleum Pty Ltd Sagasco Resources Ltd Vamgas Ltd Crusader Resources NL	50 20.25 15 5 5 4.75	31/12/2011	14.09	Cooba Field
69	*Santos Ltd Delhi Petroleum Pty Ltd Sagasco Resources Ltd Vamgas Ltd Crusader Resources NL	45.25 30 10 10 4.75	31/12/2011	11.64	Tarwonga Field
70	*Santos Ltd Delhi Petroleum Pty Ltd Vamgas Ltd Sagasco Resources Ltd Crusader Resources NL	40.25 27 14 14 4.75	25/5/2014	5.70	Farina Field
71	*Santos Ltd Delhi Petroleum Pty Ltd Sagasco Resources Ltd Vamgas Ltd Crusader Resources NL	45.25 30 10 10 4.75	31/12/2013	15.68	Kerna Field
72	*Santos Ltd Delhi Petroleum Pty Ltd Sagasco Resources Ltd Vamgas Ltd Crusader Resources NL	45.25 30 10 10 4.75	31/12/2013	17.45	Dilchee/Pira Fields
Total				3561.81	

**Operator*

PIPELINES LICENCES (PL)

		Interest %	Expiry date	Length (km)
1	Pipelines Authority of South Australia	100	31/3/2011	1 065.056
2	Santos Ltd Delhi Petroleum Pty Ltd Sagasco Resources Ltd Bridge Oil Development Pty Ltd Vamgas Ltd Reef Oil NL Basin Oil NL Crusader Resources NL Alliance Petroleum Aust. NL Santos Petroleum Pty Ltd Bridge Oil Ltd	37.7294 17.0342 13.1493 8.8143 7.5459 4.6391 4.6391 3.9303 1.5509 0.5036 0.4639	25/11/2002	659
3	Pipelines Authority of South Australia	100	26/3/2011	4.2
4	Pipelines Authority of South Australia	100	30/9/2011	67.0
5	Santos Ltd Delhi Petroleum Pty Ltd Santos Petroleum Pty Ltd Sagasco Resources Ltd Vamgas Ltd Australian Hydrocarbons Ltd Oil Company of Australia NL	32.6300 23.2000 18.7200 16.5000 7.5125 1.2000 0.2375	21/4/2013	92
6	South Australian Gas Co Ltd	100	26/1/2015	231
7	East-Aust Pipeline Ltd	100	29/6/2015	111
Total				2 229.256

OFF-SHORE

Interest % Expiry date No. of graticular blocks

EXPLORATION PERMITS FOR PETROLEUM (EPP)

24	*Sagasco Resources Ltd	57.14	18/3/95	134
	Cultus Petroleum NL	23.57		
	Lakes Oil (Offshore) Pty Ltd	14.29		
	Basin Oil NL	5.00		
25	*BHP Petroleum (Victoria) Pty Ltd	60	12/3/97	176
	Inpex South Lincoln Ltd	20		
	Deilmann Oil and Gas Pty Ltd	20		
26	*BHP Petroleum (Victoria) Pty Ltd	60	12/3/97	242
	Inpex South Lincoln Ltd	20		
	Deilmann Oil and Gas Pty Ltd	20		

EPP (Pursuant to the SA Petroleum (Submerged Lands) Act 1982)

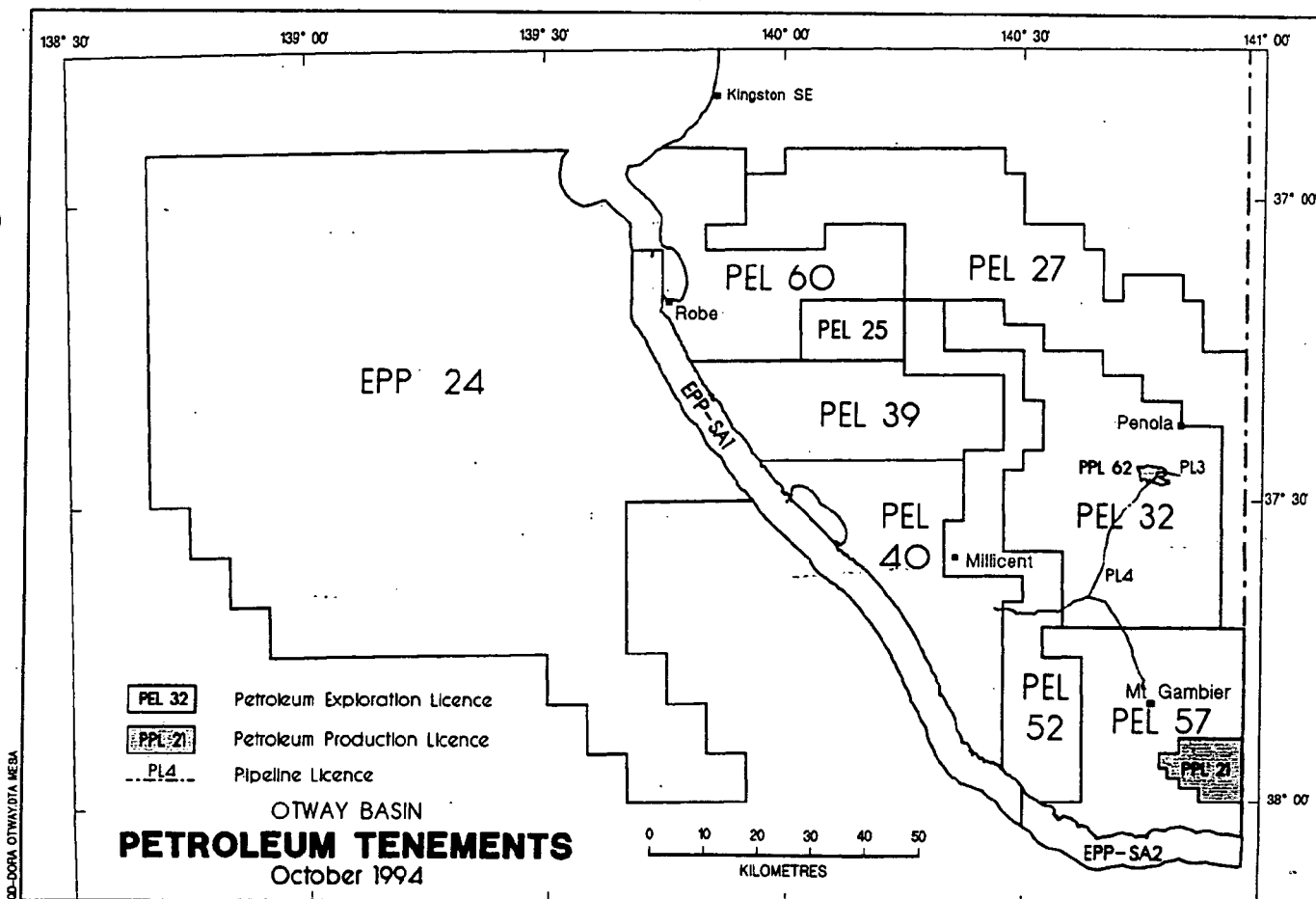
SA-1	*Cultus Petroleum (Australia) NL	75	14/11/96	27
	Cultus Timor Sea Ltd	15		
	Basin Oil NL	10		
SA-2	*Lakes Oil Ltd	100	2/11/98	12
			Total	591

*Operator

INTERESTS IN PEL 5 AND 6 FARMOUT AREAS

		%
Patchawarra Central	- Bridge Oil Developments Pty Ltd	23.75
	- Santos Ltd	20.25
	- Delhi Petroleum Pty Ltd	15.00
	- Basin Oil NL	12.50
	- Reef Oil NL	12.50
	- Vamgas Ltd	5.00
	- Sagasco Resources Ltd	5.00
	- Crusader Resources NL	4.75
	- Bridge Oil Ltd	1.25
Merrimelia-Innamincka	- Alliance Petroleum Australia NL	50.0
	- Santos Ltd	20.25
	- Delhi Petroleum Pty Ltd	15.0
	- Vamgas Ltd	5.0
	- Sagasco Resources Ltd	5.0
	- Crusader Resources NL	4.75
Murta	- Santos Ltd	40.25
	- Delhi Petroleum Pty Ltd	27.0
	- Vamgas Ltd	14.0
	- Sagasco Resources Ltd	14.0
	- Crusader Resources NL	4.75
Tinga-Tingana	- Santos Ltd	40.25
	- Delhi Petroleum Pty Ltd	27.0
	- Vamgas Ltd	14.0
	- Sagasco Resources Ltd	14.0
	- Crusader Resources NL	4.75
Patchawarra-South-West	- Santos Ltd	30.25
	- Sagasco Resources Ltd	30
	- Vamgas Ltd	20.0
	- Delhi Petroleum Pty Ltd	15.0
	- Crusader Resources NL	4.75
Nappacoongee-Murteree	- Santos Ltd	60.25
	- Delhi Petroleum Pty Ltd	21.0
	- Vamgas Ltd	7.0
	- Sagasco Resources Ltd	7.0
	- Crusader Resources NL	4.75


Patchawarra East	- Vamgas Ltd	43.75
	- Santos Ltd	25.6022
	- Delhi Petroleum Pty Ltd	17.143
	- Sagasco Resources Ltd	10.536
	- Crusader Resources NL	2.9688
Lake Hope	- Santos Ltd	47.25
	- Delhi Petroleum Pty Ltd	30.0
	- Sagasco Resources Ltd	10.0
	- Vamgas Ltd	8.0
	- Crusader Resources NL	4.75
Moomba	- Santos Ltd	45.25
	- Delhi Petroleum Pty Ltd	30.0
	- Vamgas Ltd	10.0
	- Sagasco Resources Ltd	10.0
	- Crusader Resources NL	4.75
Toolachee	- Santos Ltd	45.25
	- Delhi Petroleum Pty Ltd	30.0
	- Vamgas Ltd	10.0
	- Sagasco Resources Ltd	10.0
	- Crusader Resources NL	4.75
Birdsville Track Ridge 'A' (Haddon)	- Santos Ltd	47.75
	- Delhi Petroleum Pty Ltd	30.00
	- Vamgas Ltd	8.75
	- Sagasco Resources Ltd	8.75
	- Crusader Resources NL	4.75
Birdsville Track Ridge 'B' (Clifton)	- Santos Ltd	45.25
	- Delhi Petroleum Pty Ltd	30.0
	- Vamgas Ltd	10.0
	- Sagasco Resources Ltd	10.0
	- Crusader Resources NL	4.75
Birdsville Track Ridge 'C' (Kooncherra)	- Santos Ltd	45.25
	- Delhi Petroleum Pty Ltd	30.00
	- Vamgas Ltd	10.00
	- Sagasco Resources Ltd	10.00
	- Crusader Resources NL	4.75



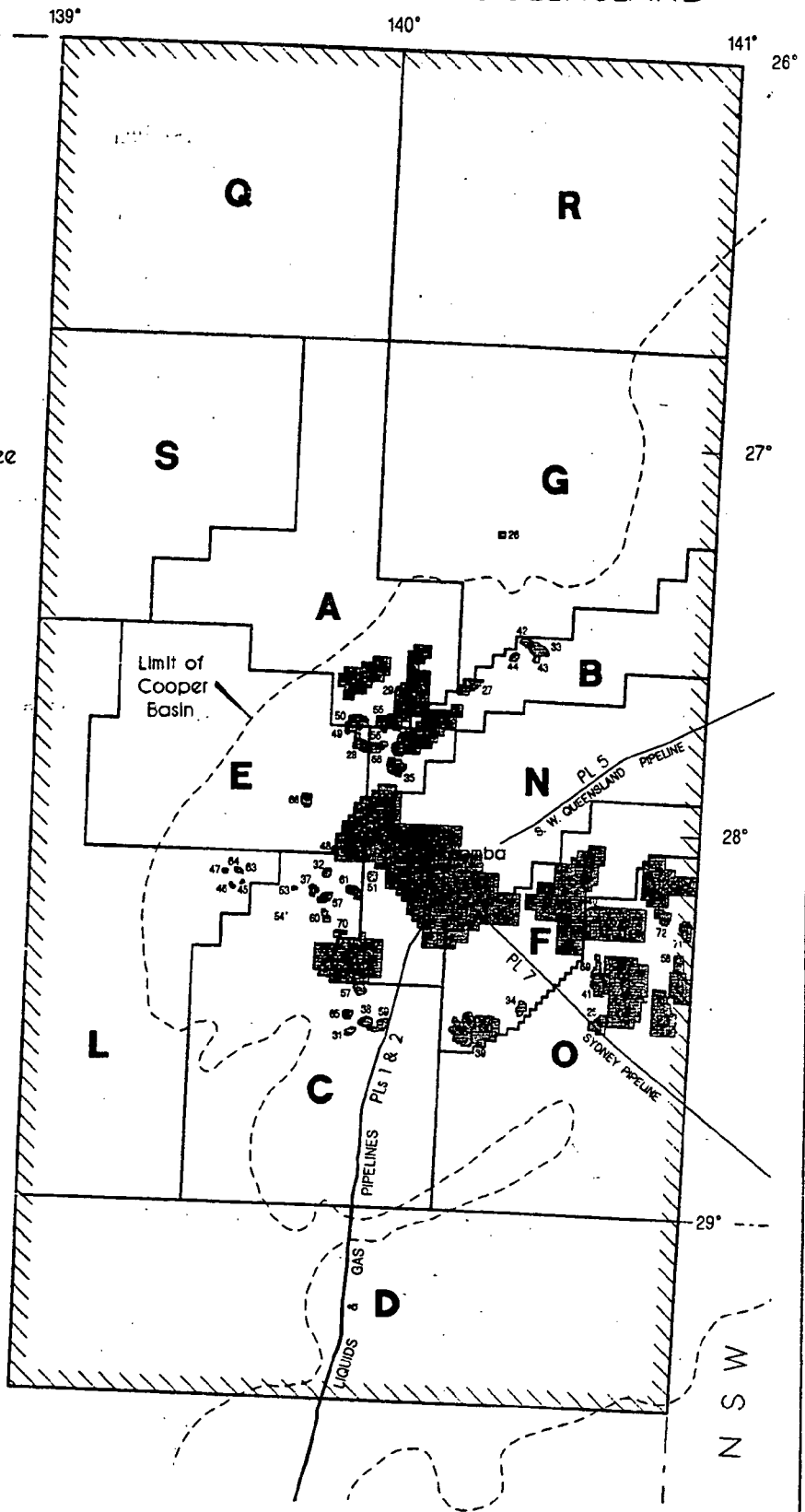
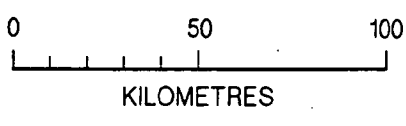
QUEENSLAND

- A --- Patchawarra Central
- B --- Merrimella - Innamincka
- C --- Murta
- D --- Tinga Tingana
- E --- Patchawarra South-west
- F --- Nappacoongee - Murteree
- G --- Patchawarra East
- L --- Lake Hope
- N --- Moomba
- O --- Toolachee
- Q --- Clifton
- R --- Haddon
- S --- Koonchera

 Petroleum Exploration Licences 5 and 6

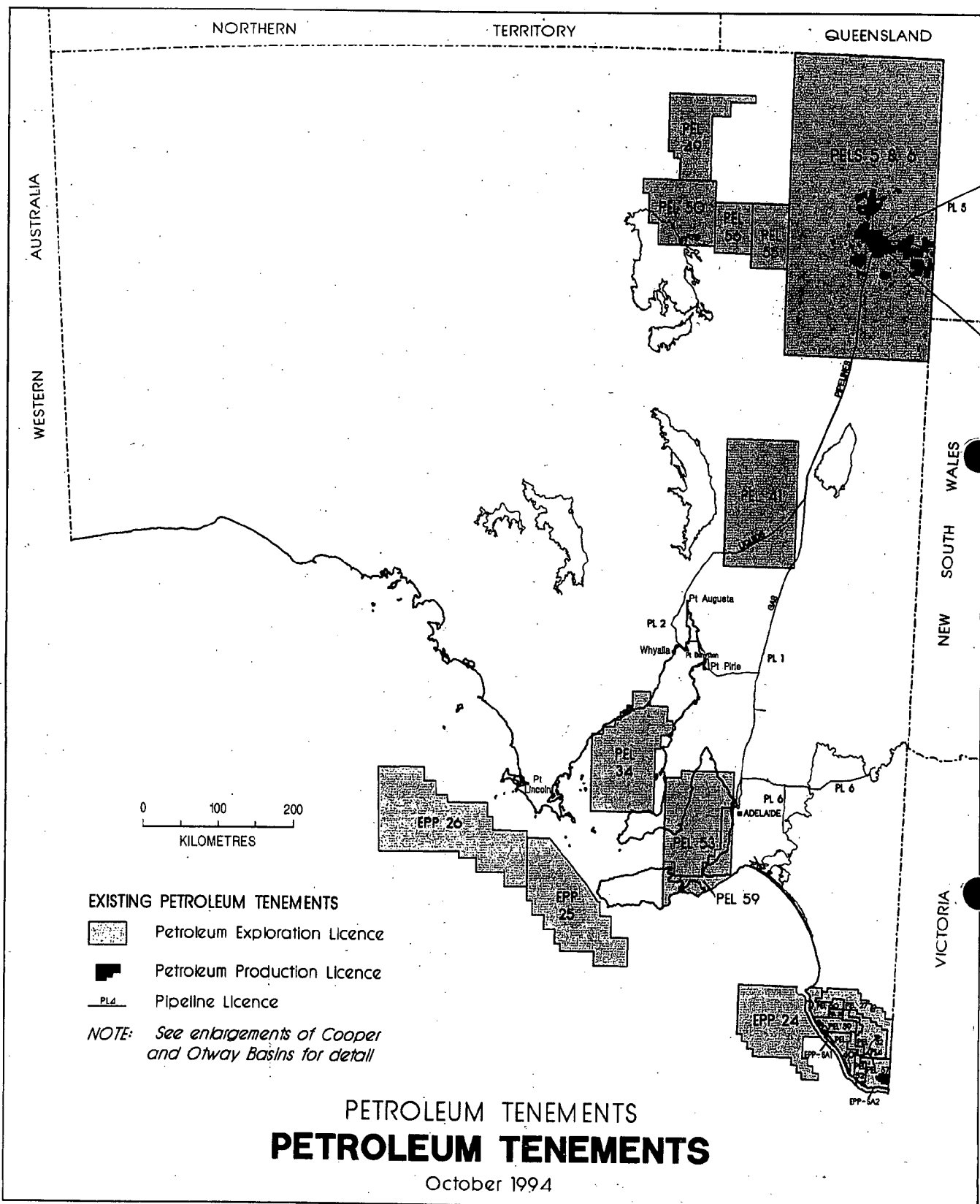
 Petroleum Production Licence

PL4 Pipeline Licence



COOPER BASIN - PELs 5 and 6
**PETROLEUM PRODUCTION LICENCES
 FARMOUT AND SUBJECT AREAS**

Current October 1994



MINES AND ENERGY SOUTH AUSTRALIA 191 Greenhill Road, Parkside, South Australia

PO Box 151 Telephone: (08) 274 7500 Facsimile: (08) 272 7597
 Eastwood SA 5063 overseas: (IAC) 61 8 274 7500 overseas: (IAC) 61 8 272 7597

GRANT OF PETROLEUM EXPLORATION LICENCE

Department of Mines and Energy, Parkside, 29 August 1994

NOTICE is hereby given that the undermentioned petroleum exploration licence has been granted under the provisions of the Petroleum Act, 1940, pursuant to delegated powers dated 3 December 1993, *Gazetted* 9 December 1993, page 2916.

ROSS FARDON, Director-General, Delegate of the Minister for Mines and Energy

No. of Licence	Licensees	Locality	Date of Expiry	Area in km ²	Reference
45	Beach Petroleum NL Claremont Petroleum NL Oakman Pty Ltd J. F. Allender	Arrowie Basin of South Australia	28 August 1999	11 785	SR 27/2/123

The land comprised in the licence is all that part of the State of South Australia bounded as follows: Commencing at a point being the intersection of latitude 30°00'S and longitude 139°15'E, thence east to longitude 140°15'E, south to latitude 31°30'S, west to longitude 139°15'E and north to the point of commencement but excluding the area bounded as follows:

Commencing at a point being the intersection of latitude 30°15'S and longitude 139°50'E, thence east to longitude 140°05'E, south to latitude 30°50'S, west to longitude 140°00'E, south to latitude 31°05'S, west to longitude 139°55'E, south to latitude 31°10'S, west to longitude 139°45'E, north to latitude 31°05'S, west to longitude 139°35'E, north to latitude 31°00'S, west to longitude 139°25'E, north to latitude 30°50'S, east to longitude 139°30'E, north to latitude 30°40'S, east to longitude 139°35'E, north to latitude 30°35'S, east to longitude 139°40'E, north to latitude 30°30'S, east to longitude 139°45'E, north to latitude 30°25'S, east to longitude 139°50'E and north to the point of commencement, all the within latitudes and longitudes being geodetic and expressed in terms of the Australian Geodetic Datum as defined on p. 4984 of *Commonwealth Gazette* number 84 dated 6 October 1966.

Area: Not more than 11 785 square kilometres.

GRANT OF PETROLEUM EXPLORATION LICENCE

Department of Mines and Energy, Parkside, 29 August 1994

NOTICE is hereby given that the undermentioned petroleum exploration licence has been granted under the provisions of the Petroleum Act, 1940, pursuant to delegated powers dated 3 December 1993, *Gazetted* 9 December 1993, page 2916.

ROSS FARDON, Director-General, Delegate of the Minister for Mines and Energy

No. of Licence	Licensees	Locality	Date of Expiry	Area in km ²	Reference
51	Beach Petroleum NL Claremont Petroleum NL Oakman Pty Ltd J. F. Allender	Arrowie Basin of South Australia	28 August 1999	2 667	SR.27/2/121

The land comprised in the licence is all that part of the State of South Australia bounded as follows: Commencing at a point being the intersection of latitude 31°00'S and longitude 138°04'E, thence east to longitude 138°15'E, south to latitude 31°45'S, west to longitude 138°00'E, south to latitude 32°15'S, west to longitude 137°45'E, north to latitude 31°58'S, east to longitude 137°48'E, north to latitude 31°48'S, east to longitude 137°50'E, north to latitude 31°44'S, east to longitude 137°52'E, north to latitude 31°42'S, east to longitude 137°56'E, north to latitude 31°36'S, east to longitude 137°58'E, north to latitude 31°34'S, east to longitude 138°02'E, north to latitude 31°32'S, east to longitude 138°04'E, north to latitude 31°28'S, east to longitude 138°06'E, north to latitude 31°24'S, east to longitude 138°10'E, north to latitude 31°22'S, west to longitude 138°08'E, north to latitude 31°06'S, west to longitude 138°06'E, north to latitude 31°04'S, west to longitude 138°04'E and north to the point of commencement, all the within latitudes and longitudes being geodetic and expressed in terms of the Australian Geodetic Datum as defined on p. 4984 of *Commonwealth Gazette* number 84 dated 6 October 1966.

Area: Not more than 2 667 square kilometres.

GRANT OF PETROLEUM EXPLORATION LICENCE

Department of Mines and Energy, Parkside, 11 August 1994

NOTICE is hereby given that the undermentioned petroleum exploration licence has been granted under the provisions of the Petroleum Act, 1940, pursuant to delegated powers dated 3 December 1993 and gazetted on 9 December 1993, page 2916.

ROSS FARDON, Director-General, Department of Mines and Energy, Delegate of the Minister for Mines and Energy

No. of Licence	Licensee	Locality	Date of Expiry	Area in km ²	Reference
60	Oil Company of Australia Ltd	Orway Basin of South Australia	10 August 1999	1 069	SR 27/2/124

The land comprised in the licence is all that part of the State of South Australia bounded as follows: Commencing at a point being the intersection of latitude 36°55'S and longitude 139°55'E, thence south to latitude 37°02'30"S, west to longitude 139°50'E, south to latitude 37°05'S, east to longitude 140°05'E, north to latitude 37°02'30"S, east to longitude 140°15'E, south to latitude 37°10'S, west to longitude 140°02'E, south to latitude 37°16'S, west to the Territorial Sea Baseline at low water mark, Southern Ocean, thence generally northerly along the said Baseline to latitude 36°55'S and east to the point of commencement. All the within latitudes and longitudes are geodetic and expressed in terms of the Australian Geodetic Datum as defined on p. 4984 of *Commonwealth Gazette* number 84 dated 6 October 1966.

Area: Not more than 1 069 km².

GRANT OF PETROLEUM EXPLORATION LICENCE

Department of Mines and Energy, Parkside, 11 August 1994

NOTICE is hereby given that the undermentioned petroleum exploration licence has been granted under the provisions of the Petroleum Act, 1940, pursuant to delegated powers dated 3 December 1993, and gazetted on 9 December 1993, page 2916.

ROSS FARDON, Director-General, Delegate of the Minister for Mines and Energy

No. of Licence	Licensees	Locality	Date of Expiry	Area in km ²	Reference
25	Sealot Pty Ltd Hardman Oil and Gas Pty Ltd Harken Energy NL	Orway Basin of South Australia	10 August 1999	213	SR 27/2/122

The land comprised in the licence is all that part of the State of South Australia bounded as follows: Commencing at a point being the intersection of latitude 37°10'S and longitude 140°02'E, thence east to longitude 140°15'E, south to latitude 37°16'S, west to longitude 140°02'E, and north to the point of commencement. All the within latitudes and longitudes being geodetic and expressed in terms of the Australian Geodetic Datum as defined on p. 4984 of *Commonwealth Gazette* number 84 dated 6 October 1966.

Area: Not more than 213 km².

Department of Environment and Natural Resources, Adelaide, 9 August 1994

NOTICE is hereby given that the undermentioned leases have been amended and that the amended area is now shown in the last column of this notice.

Lessees	Leases	Section or Allotment	Hundred or Irrigation Area or Town	Area
Nesci, F. and A. M.	Irrigation perpetual No. 263A	Allotment 3 of deposited plan No. 38848	Berri irrigation area	3.673 ha
Hurst, K. J. and H. M.	War service perpetual No. 493	Section 281, 284 and allotments 52 and 53 in deposited plan No. 34646	Townsend	698.3 ha
Aloren (No. 75) Pty Ltd	Perpetual No. 12544	Allotment 51 in deposited plan No. 34646	Townsend	212.4 ha
Aloren (No. 75) Pty Ltd	Perpetual No. 15483	Allotment 50 in deposited plan No. 34646	Townsend	179.9 ha
Dawes, K. W. and A. M. G.	Pastoral lease No. 2509	Sections 277, 1045 and 1058 and 979 and 980 Section 111 that allotment comprising the pieces 113 and 114 of block 886 (L.T.R.O. deposited plan No. 35812)	Out of Hundreds (Copley) Out of Hundreds (Copley and Marree)	approx. 227 km ²

D. R. MUTTON, Director, Environment and Natural Resources

Department of Environment and Natural Resources, Adelaide, 16 August 1994

NOTICE is hereby given that the undermentioned leases and agreements have been amended and that the amended area is now shown in the last column of this notice.

Lessees	Leases	Allotment	Hundred or Irrigation Area or Town	Area
Jackson, C. R. and G. M.	Perpetual No. 18825	Allotments 2 and 3 in Deposited Plan No. 24055	Molineux	627.6 ha
Persico, G. and G. N.	Irrigation Perpetual No. 404A	Allotment 2 in Deposited Plan No. 40376	Berri Irrigation Area	8.00 ha
Little, D. C. and P. D.	Irrigation Perpetual No. 393B	1195	Berri Irrigation Area	4 047 m ²

D. R. MUTTON, Director, Environment and Natural Resources

CANCELLATION OF PETROLEUM EXPLORATION LICENCE

Department of Mines and Energy, 10 August 1994

NOTICE is hereby given that the undermentioned petroleum exploration licence has been cancelled pursuant to the provisions of the Petroleum Act, 1940.

DALE BAKER MP, Minister for Mines and Energy

No. of Licence	Licencees	Locality	Effective Date of Cancellation	Area in km ²	Reference
48	Mariebar International (Qld) Pty Ltd James Fraser Allender	Pedirka Basin of South Australia	10 August 1994	928	SR.27.2.89

Description of Area

All that part of the State of South Australia bounded as follows: Commencing at a point being the intersection of the northern border of the State of South Australia and longitude 135°30'E, thence easterly along the said border to longitude 135°45'E, south to latitude 26°20'S, west to longitude 135°30'E, and north to the point of commencement, all the within latitudes and longitudes being geodetic and expressed in terms of the Australian Geodetic Datum as defined on p. 4984 of *Commonwealth Gazette* number 84 dated 6 October 1966.

MESA Information Sheet P1

HOLDERS OF PETROLEUM TENEMENTS

Current as at 1 July 1994

ON-SHORE

		Interest %	Expiry date	Area (km ²)
PETROLEUM EXPLORATION LICENCES (PEL)				
5	Delhi Petroleum Pty Ltd	100	27/2/99	36 487
6	Santos Ltd	100	27/2/99	36 487
27	Oil Company of Australia Ltd	60	30/7/94	2 082
	Cultus Petroleum (Australia) NL	30		
	Ampolex (PPL) Pty Ltd	10		
32	Sagasco Southeast Inc.	35.7143	18/2/95	1 711
	Minora Resources NL	24.2857		
	Sagasco Resources Ltd	20		
	Cultus Petroleum (Australia) NL	15		
	GFE Resources Ltd	5		
34	Nerdlihc Co. Inc.	100	27/6/95	11 822
39	GFE Resources Ltd	35	9/11/94	927
	TMOE Exploration Pty Ltd	30		
	Magellan Petroleum (SA) Pty Ltd	20		
	Cultus Petroleum (Australia) NL	15		
40	Sagasco Resources Ltd	65	9/11/94	1 098
	TMOE Exploration Pty Ltd	35		
41	Frontier Exploration Ltd	100	18/2/95	15 829
48	Mariebar International (Qld) Pty Ltd	50	30/7/95	928
	J. F. Allender	50		
49	Felstea Pty Ltd	100	30/6/96	6 873
50	Felstea Pty Ltd	100	30/6/96	7 285
52	I W Australia	100	25/11/95	1 143
53	Wagner (Australia) Ltd	50	3/12/95	10 136
	Brown (Australia) Ltd	50		
*55	Stirling Resources NL	97.5	21/3/96	4 080
	Trout Nominees Pty Ltd	2.5		
56	Steiner Holdings Pty Ltd	100	6/6/96	3 176
57	Lakes Oil Ltd	95	17/11/96	1 048
	Quicksilver Resources NL	5		
59	Wagner (Australia) Ltd	50	30/3/98	4 129
	Brown (Australia) Ltd	50		
Total				145 241

*Interests in the process of changing



PETROLEUM PRODUCTION LICENCES (PPLs)

		Interest %	Expiry date	Area (km ²)	Name of area
6	*Santos Ltd Delhi Petroleum Pty Ltd Vamgas Ltd Sagasco Resources Ltd Crusader Resources NL	45.25 30 10 10 4.75	31/12/2005	257.4	Gidgealpa Field
7	*Santos Ltd Delhi Petroleum Pty Ltd Vamgas Ltd Sagasco Resources Ltd Crusader Resources NL	45.25 30 10 10 4.75	31/12/2005	254.2	Moomba North Field
8	*Santos Ltd Delhi Petroleum Pty Ltd Vamgas Ltd Sagasco Resources Ltd Crusader Resources NL	45.25 30 10 10 4.75	31/12/2005	254.0	Moomba West Field
9	*Santos Ltd Delhi Petroleum Pty Ltd Vamgas Ltd Sagasco Resources Ltd Crusader Resources NL	45.25 30 10 10 4.75	31/12/2005	133.0	Moomba South Field
10	*Santos Ltd Delhi Petroleum Pty Ltd Vamgas Ltd Sagasco Resources Ltd Crusader Resources NL	45.25 30 10 10 4.75	31/12/2005	226.4	Daralingie Field
11	*Santos Ltd Delhi Petroleum Pty Ltd Vamgas Ltd Sagasco Resources Ltd Crusader Resources NL	45.25 30 10 10 4.75	31/12/2005	160.1	Big Lake Field
12	*Santos Ltd Delhi Petroleum Pty Ltd Sagasco Resources Ltd Vamgas Ltd Crusader Resources NL	45.25 30 10 10 4.75	31/12/2005	157.3	Burke-Dullingari Field
13	*Santos Ltd Delhi Petroleum Pty Ltd Sagasco Resources Ltd Vamgas Ltd Crusader Resources NL	45.25 30 10 10 4.75	31/12/2005	56.07	Brumby Field
14	*Santos Ltd Delhi Petroleum Pty Ltd Sagasco Resources Ltd Vamgas Ltd Crusader Resources NL	45.25 30 10 10 4.75	31/12/2005	233.05	Toolachee Field
15	*Santos Ltd Delhi Petroleum Pty Ltd Vamgas Ltd Sagasco Resources NL Crusader Resources NL	60.25 21 7 7 4.75	31/12/2005	154.3	Della Field
16	*Santos Ltd Delhi Petroleum Pty Ltd Vamgas Ltd Sagasco Resources NL Crusader Resources NL	60.25 21 7 7 4.75	31/12/2005	126.9	Big Lake & Namur Fields

		Interest %	Expiry date	Area (km ²)	Name of area
17	Alliance Petroleum Aust. NL	50	31/12/2005	140.83	Merrimelia Field
	*Santos Ltd	20.25			
	Delhi Petroleum Pty Ltd	15			
	Vamgas Ltd	5			
	Sagasco Resources Ltd	5			
	Crusader Resources NL	4.75			
18	Bridge Oil Ltd	23.75	31/12/2005	109.4	Fly Lake-Brolga Field
	*Santos Ltd	20.25			
	Delhi Petroleum Pty Ltd	15			
	Basin Oil NL	12.5			
	Reef Oil NL	12.5			
	Vamgas Ltd	5			
	Sagasco Resources NL	5			
	Crusader Resources NL	4.75			
	Bridge Oil Ltd	1.25			
19	Bridge Oil Ltd	23.75	31/12/2005	36.5	Moorari Field
	*Santos Ltd	20.25			
	Delhi Petroleum Pty Ltd	15			
	Basin Oil NL	12.5			
	Reef Oil NL	12.5			
	Vamgas Ltd	5			
	Sagasco Resources NL	5			
	Crusader Resources NL	4.75			
	Bridge Oil Ltd	1.25			
20	Bridge Oil Ltd	23.75	31/12/2005	129.72	Tirrawarra Field
	*Santos Ltd	20.25			
	Delhi Petroleum Pty Ltd	15			
	Basin Oil NL	12.5			
	Reef Oil NL	12.5			
	Vamgas Ltd	5			
	Sagasco Resources NL	5			
	Crusader Resources NL	4.75			
	Bridge Oil Ltd	1.25			
21	*Liquid Air Australia Ltd	100	30/04/2000	144.96	Caroline Field
22	*Santos Ltd	60.25	31/12/2006	233.82	Strzelecki Field
	Delhi Petroleum Pty Ltd	21			
	Sagasco Resources Ltd	7			
	Vamgas Ltd	7			
	Crusader Resources NL	4.75			
23	*Santos Ltd	45.25	31/12/2006	79.9	Munkarie Field
	Delhi Petroleum Pty Ltd	30			
	Sagasco Resources Ltd	10			
	Vamgas Ltd	10			
	Crusader Resources NL	4.75			
24	*Santos Ltd	45.25	31/12/2006	167.69	Kidman Field
	Delhi Petroleum Pty Ltd	30			
	Sagasco Resources Ltd	10			
	Vamgas Ltd	10			
	Crusader Resources NL	4.75			
25	*Santos Ltd	45.25	31/12/2006	19.6	Narcoonowie Field
	Delhi Petroleum Pty Ltd	30			
	Sagasco Resources Ltd	10			
	Vamgas Ltd	10			
	Crusader Resources NL	4.75			
26	Vamgas Ltd	43.75	10/6/2007	3.6	Cuttapirrie Field
	*Santos Ltd	25.6022			
	Delhi Petroleum Pty Ltd	17.143			
	Sagasco Resources Ltd	10.536			
	Crusader Resources NL	2.9688			

		Interest %	Expiry date	Area (km ²)	Name of area
27	Alliance Petroleum Aust. NL *Santos Ltd Delhi Petroleum Pty Ltd Sagasco Resources Ltd Vamgas Ltd Crusader Resources NL	50 20.25 15 5 5 4.75	31/12/2006	23.4	Mudrangie Field
28	*Santos Ltd Sagasco Resources Ltd Vamgas Ltd Delhi Petroleum Pty Ltd Crusader Resources NL	30.25 30 20 15 4.75	6/5/2007	15.7	Kanowana Field
29	Bridge Oil Developments Pty Ltd *Santos Ltd Delhi Petroleum Pty Ltd Basin Oil NL Reef Oil NL Vamgas Ltd Sagasco Resources Ltd Crusader Resources NL Bridge Oil Ltd	23.75 20.25 15 12.5 12.5 5 5 4.75 1.25	31/12/2008	2.99	Rakoona Field
30	*Santos Ltd Delhi Petroleum Pty Ltd Vamgas Ltd Sagasco Resources Ltd Crusader Resources NL	60.25%) 21 7 7 4.75	31/12/2006	48.6	Limestone Creek- Biala Field
31	*Santos Ltd Delhi Petroleum Pty Ltd Vamgas Ltd Sagasco Resources Ltd Crusader Resources NL	40.25 27 14 14 4.75	6/5/2007	5.7	Wancoocha Field
32	*Santos Ltd Delhi Petroleum Pty Ltd Vamgas Ltd Sagasco Resources Ltd Crusader Resources NL	40.25 27 14 14 4.75	6/5/2007	5.65	Muteroo Field
33	Alliance Petroleum Aust. NL *Santos Ltd Delhi Petroleum Pty Ltd Sagasco Resources Ltd Vamgas Ltd Crusader Resources NL	50 20.25 15 5 5 4.75	31/12/2006	15.4	Bookabourdie
34	*Santos Ltd Delhi Petroleum Pty Ltd Vamgas Ltd Sagasco Resources Ltd Crusader Resources NL	60.25 21 7 7 4.75	31/12/2006	9.46	McKinlay Field
35	Alliance Petroleum Aust. NL *Santos Ltd Delhi Petroleum Pty Ltd Vamgas Ltd Sagasco Resources Ltd Crusader Resources NL	50 20.25 15 5 5 4.75	31/12/2006	21.3	Meranji Field
36	*Santos Ltd Delhi Petroleum Pty Ltd Vamgas Ltd Sagasco Resources Ltd Crusader Resources NL	60.25 21 7 7 4.75	31/12/2006	46.93	Ulandi/Alwyn/Jena Field

		Interest %	Expiry date	Area (km ²)	Name of area
37	*Santos Ltd Delhi Petroleum Pty Ltd Vamgas Ltd Sagasco Resources Ltd Crusader Resources NL	40.25 27 14 14 4.75	6/10/2007	7.64	Spencer Field
38	*Santos Ltd Delhi Petroleum Pty Ltd Vamgas Ltd Sagasco Resources Ltd Crusader Resources NL	40.25 27 14 14 4.75	6/10/2007	10.21	Dirkala Field
39	*Santos Ltd Delhi Petroleum Pty Ltd Vamgas Ltd Sagasco Resources Ltd Crusader Resources NL	60.25 21 7 7 4.75	31/12/2006	1.50	Nungeroo Field
40	*Santos Ltd Delhi Petroleum Pty Ltd Vamgas Ltd Sagasco Resources Ltd Crusader Resources NL	45.25 30 10 10 4.75	31/12/2007	10.59	Lepena Field
41	*Santos Ltd Delhi Petroleum Pty Ltd Vamgas Ltd Sagasco Resources Ltd Crusader Resources NL	45.25 30 10 10 4.75	31/12/2011	20.34	Mundi/Kapinka Field
42	Alliance Petroleum Aust. NL *Santos Ltd Delhi Petroleum Pty Ltd Sagasco Resources Ltd Vamgas Ltd Crusader Resources NL	50 20.25 15 5 5 4.75	31/12/2008	7.26	Bookabourdie (Extension) Field
43	Alliance Petroleum Aust. NL *Santos Ltd Delhi Petroleum Pty Ltd Sagasco Resources Ltd Vamgas Ltd Crusader Resources NL	50 20.25 15 5 5 4.75	31/12/2008	3.29	Taylor South Field
44	Alliance Petroleum Aust. NL *Santos Ltd Delhi Petroleum Pty Ltd Sagasco Resources Ltd Vamgas Ltd Crusader Resources NL	50 20.25 15 5 5 4.75	31/12/2008	5.23	Bimbaya Field
45	*Santos Ltd Delhi Petroleum Pty Ltd Sagasco Resources Ltd Vamgas Ltd Crusader Resources NL	47.25 30 10 8 4.75	29/03/2010	1.30	Taloola Field
46	*Santos Ltd Delhi Petroleum Pty Ltd Sagasco Resources Ltd Vamgas Ltd Crusader Resources NL	47.25 30 10 8 4.75	20/12/2009	1.99	Tantanna Field
47	*Santos Ltd Delhi Petroleum Pty Ltd Sagasco Resources Ltd Vamgas Ltd Crusader Resources NL	47.25 30 10 8 4.75	20/12/2009	3.50	Sturt and Sturt East

		Interest %	Expiry date	Area (km ²)	Name of area
48	*Santos Ltd	30.25	31/12/2010	2.12	Kurunda Field
	Sagasco Resources Ltd	30			
	Vamgas Ltd	20			
	Delhi Petroleum Pty Ltd	15			
	Crusader Resources NL	4.75			
49	*Santos Ltd	30.25	31/12/2010	8.09	Leleptian Field
	agasco Resources Ltd	30			
	Vamgas Ltd	20			
	Delhi Petroleum Pty Ltd	15			
	Crusader Resources NL	4.75			
50	Bridge Oil Developments Pty Ltd	23.75	31/12/2009	17.26	Andree Field
	*Santos Ltd	20.25			
	Delhi Petroleum Pty Ltd	15			
	Reef Oil NL	12.5			
	Basin Oil NL	12.5			
	Sagasco Resources Ltd	5			
	Vamgas Ltd	5			
	Crusader Resources NL	4.75			
	Bridge Oil Ltd	1.25			
51	*Santos Ltd	45.25	31/12/2011	6.88	Kirralee Field
	Delhi Petroleum Pty Ltd	30			
	Vamgas Ltd	10			
	Sagasco Resources ltd	10			
	Crusader Resources NL	4.75			
52	Alliance Petroleum Aust. NL	50	31/12/2009	1.59	Gooranie South Field
	*Santos Ltd	20.25			
	Delhi Petroleum Pty Ltd	15			
	Sagasco Resources Ltd	5			
	Vamgas Ltd	5			
	Crusader Resources NL	4.75			
53	*Santos Ltd	40.25	4/12/2010	1.78	Spencer West Field
	Delhi Petroleum Pty Ltd	27			
	Vamgas Ltd	14			
	Sagasco Resources Ltd	14			
	Crusader Resources NL	4.75			
54	*Santos Ltd	40.25	15/6/2010	0.10	Pintari North Field
	Delhi Petroleum Pty Ltd	27			
	Vamgas Ltd	14			
	Sagasco Resources Ltd	14			
	Crusader Resources NL	4.75			
55	Bridge Oil Developments Pty Ltd	23.75	31/12/2011	9.71	Varanus Field
	*Santos Ltd	20.25			
	Reef Oil NL	12.5			
	Basin Oil NL	12.5			
	Delhi Petroleum Pty Ltd	15			
	Sagasco Resources Ltd	5			
	Vamgas Ltd	5			
	Crusader Resources NL	4.75			
	Bridge Oil Ltd	1.25			
56	Alliance Petroleum Aust. NL	50	31/12/2013	3.74	Varanus South Field
	*Santos Ltd	20.25			
	Delhi Petroleum Pty Ltd	15			
	Sagasco Resources Ltd	5			
	Vamgas Ltd	5			
	Crusader Resources NL	4.75			

		Interest %	Expiry date	Area (km ²)	Name of area
57	*Santos Ltd Delhi Petroleum Pty Ltd Vamgas Ltd Sagasco Resources Ltd Crusader Resources NL	40.25 27 14 14 4.75	16/7/2011	10.47	Thurakinna Field
58	*Santos Ltd Delhi Petroleum Pty Ltd Vamgas Ltd Sagasco Resources Ltd Crusader Resources NL	45.25 30 10 10 4.75	31/12/2010	14.88	Mettika Field
59	*Santos Ltd Delhi Petroleum Pty Ltd Vamgas Ltd Sagasco Resources Ltd Crusader Resources NL	40.25 27 14 14 4.75	16/7/2011	10.46	Garanjanie Field
60	*Santos Ltd Delhi Petroleum Pty Ltd Vamgas Ltd Sagasco Resources Ltd Crusader Resources NL	40.25 27 14 14 4.75	25/5/2014	6.54	Wirrarie North Field
61	*Santos Ltd Delhi Petroleum Pty Ltd Vamgas Ltd Sagasco Resources Ltd Crusader Resources NL	40.25 27 14 14 4.75	17/10/2011	11.86	Arrakis-Murta Field
62	Sagasco Southeast Inc. Minora Resources NL *Sagasco Resources Ltd Cultus Petroleum (Australia) NL GFE Resources Ltd	35.7143 24.2857 20 15 5	26/11/2011	13.98	Katnook and Ladbroke Grove Gas Fields
63	*Santos Ltd Delhi Petroleum Pty Ltd Vamgas Ltd Sagasco Resources Ltd Crusader Resources NL	47.25 30 8 10 4.75	23/5/2012	1.28	Malgoona (East) Field
64	*Santos Ltd Delhi Petroleum Pty Ltd Vamgas Ltd Sagasco Resources Ltd Crusader Resources NL	47.25 30 8 10 4.75	23/5/2012	1.92	Malgoona (West) Field
65	*Santos Ltd Delhi Petroleum Pty Ltd Vamgas Ltd Sagasco Resources Ltd Crusader Resources NL	40.25 27 14 14 4.75	17/7/2012	6.36	Kujani Field
66	*Santos Ltd Sagasco Resources Ltd Vamgas Ltd Delhi Petroleum Pty Ltd Crusader Resources NL	30.25 30 20 15 4.75	24/11/2012	10.60	Jack Lake Field
67	*Santos Ltd Delhi Petroleum Pty Ltd Vamgas Ltd Sagasco Resources Ltd Crusader Resources NL	40.25 27 14 14 4.75	17/7/2012	10.91	Keena Field

		Interest %	Expiry date	Area (km ²)	Name of area
68	Alliance Petroleum Aust .NL	50			
	*Santos Ltd	20.25	31/12/2011	14.09	Cooba Field
	Delhi Petroleum Pty Ltd	15			
	Sagasco Resources Ltd	5			
	Vamgas Ltd	5			
	Crusader Resources NL	4.75			
69	*Santos Ltd	45.25	31/12/2011	11.64	Tarwonga Field
	Delhi Petroleum Pty Ltd	30			
	Sagasco Resources Ltd	10			
	Vamgas Ltd (10			
	Crusader Resources NL	4.75			
70	*Santos Ltd	40.25	25/5/2014	5.70	Farina Field
	Delhi Petroleum Pty Ltd	27			
	Vamgas Ltd	14			
	Sagasco Resources Ltd	14			
	Crusader Resources NL	4.75			
71	*Santos Ltd	45.25	31/12/2013	15.68	Kerna Field
	Delhi Petroleum Pty Ltd	30			
	Sagasco Resources Ltd	10			
	Vamgas Ltd	10			
	Crusader Resources NL	4.75			
72	*Santos Ltd	45.25	31/12/2013	17.45	Dilchee/Pira Field
	Delhi Petroleum Pty Ltd	30			
	Sagasco Resources Ltd	10			
	Vamgas Ltd	10			
	Crusader Resources NL	4.75			
				Total	3561.81

*Operator

PIPELINES LICENCES (PL)

		Interest %	Expiry date	Length (km)	
1	Pipelines Authority of South Australia	100	31/3/2011	1 065.056	
2	Santos Ltd	37.7294	25/11/2002	659	
	Delhi Petroleum Pty Ltd	17.0342			
	Sagasco Resources Ltd	13.1493			
	Bridge Oil Development Pty Ltd	8.8143			
	Vamgas Ltd	7.5459			
	Reef Oil NL	4.6391			
	Basin Oil NL	4.6391			
	Crusader Resources NL	3.9303			
	Alliance Petroleum Aust. NL	1.5509			
	Santos Petroleum Pty Ltd	0.5036			
	Bridge Oil Ltd	0.4639			
3	Pipelines Authority of South Australia	100	26/3/2011	4.2	
4	Pipelines Authority of South Australia	100	30/9/2011	67.0	
5	Santos Ltd	32.6300	21/4/2013	92	
	Delhi Petroleum Pty Ltd	23.2000			
	Santos Petroleum Pty Ltd	18.7200			
	Sagasco Resources Ltd	16.5000			
	Vamgas Ltd	7.5125			
	Australian Hydrocarbons Ltd	1.2000			
	Oil Company of Australia NL	0.2375			
6	Sagasco Ltd	100	26/1/2015	231	
7	East-Aust Pipeline Ltd	100	29/6/2015	111	
				Total	2 229.256

OFF-SHORE		Interest %	Expiry date	No. of graticular blocks
EXPLORATION PERMITS FOR PETROLEUM (EPP)				
24	*Sagasco Resources Ltd	57.14	18/3/95	134
	Cultus Petroleum NL	28.57		
	Lakes Oil (Offshore) Pty Ltd	14.29		
25	*BHP Petroleum (Victoria) Pty Ltd	60	12/3/97	176
	Inpex South Lincoln Ltd	20		
	Deilmann Oil and Gas Pty Ltd	20		
26	*BHP Petroleum (Victoria) Pty Ltd	60	12/3/97	242
	Inpex South Lincoln Ltd	20		
	Deilmann Oil and Gas Pty Ltd	20		
EPP	(Pursuant to the SA Petroleum (Submerged Lands) Act 1982)			
SA-1	*Cultus Petroleum (Australia) NL	75	14/11/96	27
	Cultus Timor Sea Ltd	15		
	Basin Oil NL	10		
SA-2	*Lakes Oil Ltd	100	2/11/98	12
Total				591

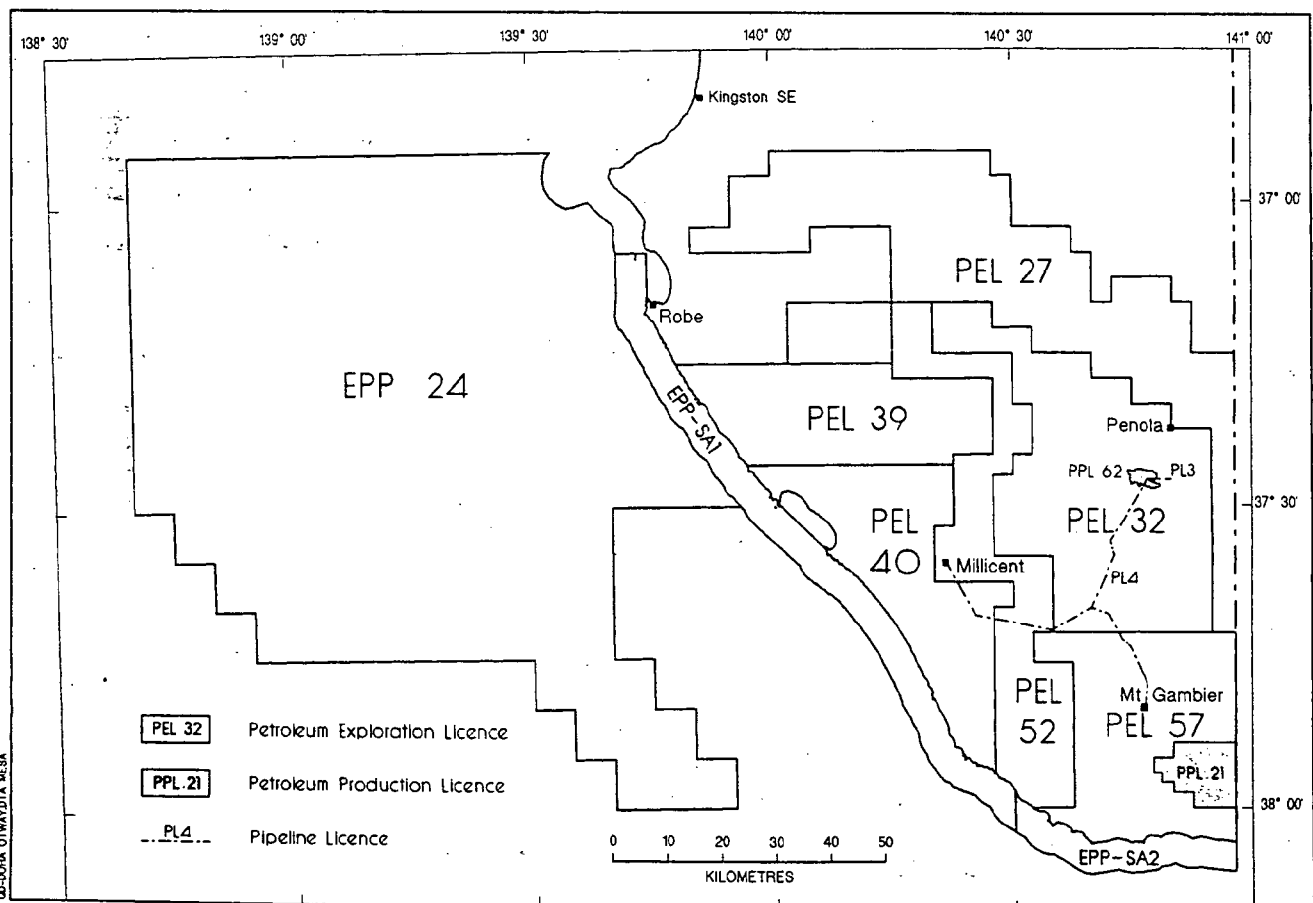
*Operator

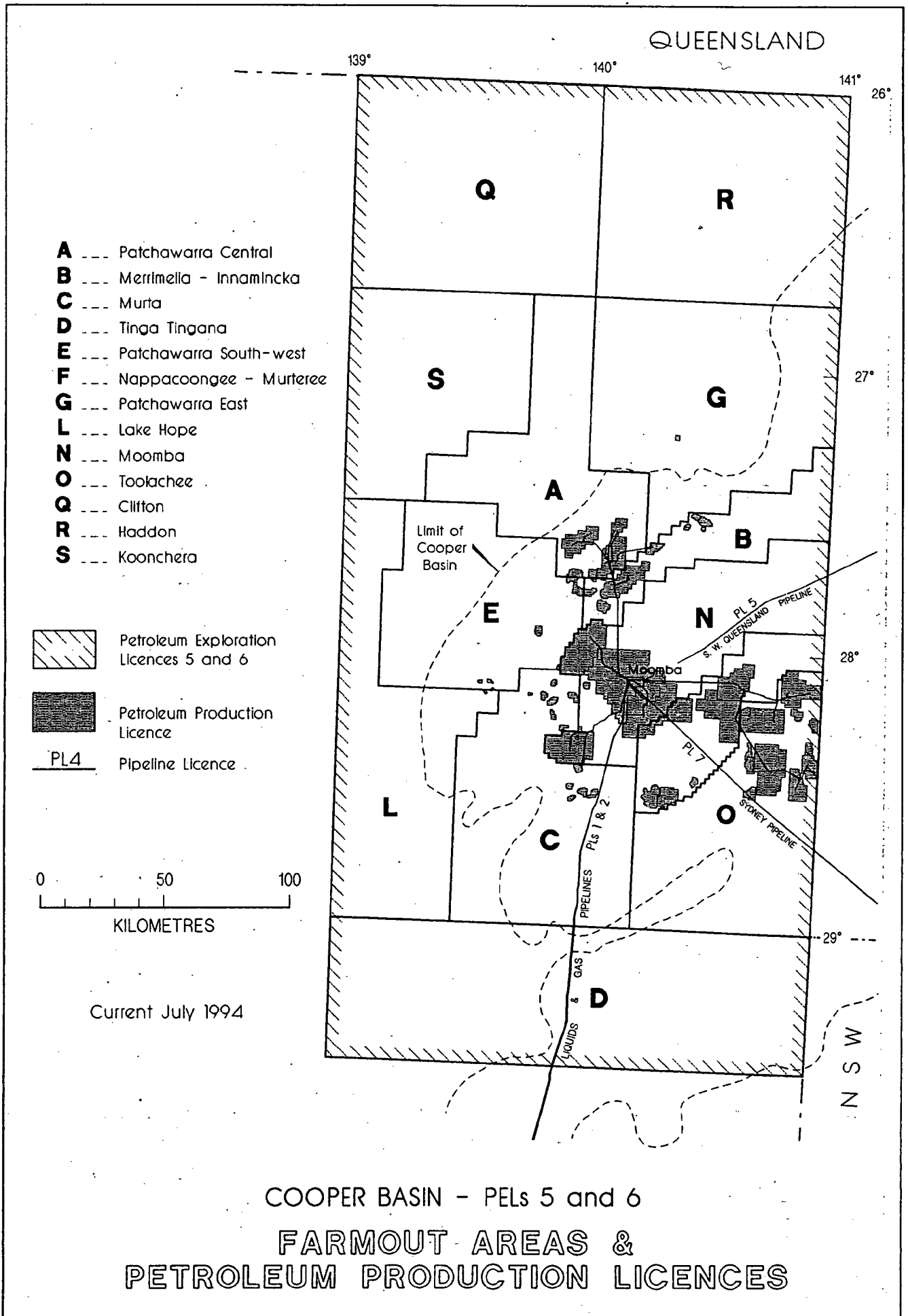
INTERESTS IN PEL 5 AND 6 FARMOUT AREAS

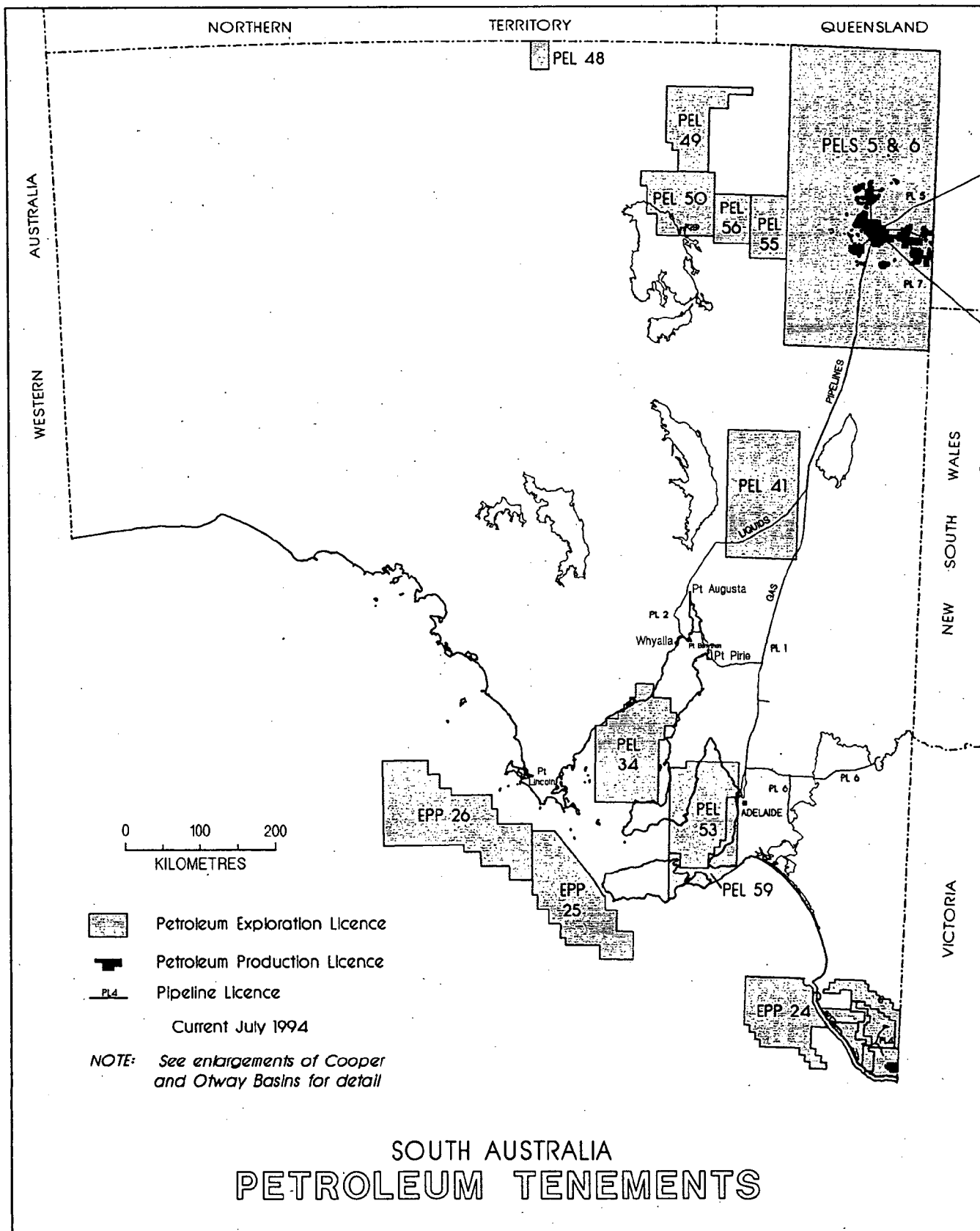
(%)

Patchawarra Central	- Bridge Oil Developments Pty Ltd	23.75
	- Santos Ltd	20.25
	- Delhi Petroleum Pty Ltd	15.00
	- Basin Oil NL	12.50
	- Reef Oil NL	12.50
	- Vamgas Ltd	5.00
	- Sagasco Resources Ltd	5.00
	- Crusader Resources NL	4.75
	- Bridge Oil Ltd	1.25
Merrimelia-Innamincka	- Alliance Petroleum Australia NL	50.0
	- Santos Ltd	20.25
	- Delhi Petroleum Pty Ltd	15.0
	- Vamgas Ltd	5.0
	- Sagasco Resources Ltd	5.0
	- Crusader Resources NL	4.75
Murta	- Santos Ltd	40.25
	- Delhi Petroleum Pty Ltd	27.0
	- Vamgas Ltd	14.0
	- Sagasco Resources Ltd	14.0
	- Crusader Resources NL	4.75
Tinga-Tingana	- Santos Ltd	40.25
	- Delhi Petroleum Pty Ltd	27.0
	- Vamgas Ltd	14.0
	- Sagasco Resources Ltd	14.0
	- Crusader Resources NL	4.75
Patchawarra South-West	- Santos Ltd	30.25
	- Sagasco Resources Ltd	30
	- Vamgas Ltd	20.0
	- Delhi Petroleum Pty Ltd	15.0
	- Crusader Resources NL	4.75
Nappacoongee-Murteree	- Santos Ltd	60.25
	- Delhi Petroleum Pty Ltd	21.0
	- Vamgas Ltd	7.0
	- Sagasco Resources Ltd	7.0
	- Crusader Resources NL	4.75
Patchawarra East	- Vamgas Ltd	43.75
	- Santos Ltd	25.6022
	- Delhi Petroleum Pty Ltd	17.143

	- Sagasco Resources Ltd	10.536
	- Crusader Resources NL	2.9688
Lake Hope	- Santos Ltd	47.25
	- Delhi Petroleum Pty Ltd	30.0
	- Sagasco Resources Ltd	10.0
	- Vamgas Ltd	8.0
	- Crusader Resources NL	4.75
Moomba	- Santos Ltd	45.25
	- Delhi Petroleum Pty Ltd	30.0
	- Vamgas Ltd	10.0
	- Sagasco Resources Ltd	10.0
	- Crusader Resources NL	4.75
Toolachee	- Santos Ltd	45.25
	- Delhi Petroleum Pty Ltd	30.0
	- Vamgas Ltd	10.0
	- Sagasco Resources Ltd	10.0
	- Crusader Resources NL	4.75
Birdsville Track Ridge 'A' (Haddon)	- Santos Ltd	47.75
	- Delhi Petroleum Pty Ltd	30.00
	- Vamgas Ltd	8.75
	- Sagasco Resources Ltd	8.75
	- Crusader Resources NL	4.75
Birdsville Track Ridge 'B' (Clifton)	- Santos Ltd	45.25
	- Delhi Petroleum Pty Ltd	30.0
	- Vamgas Ltd	10.0
	- Sagasco Resources Ltd	10.0
	- Crusader Resources NL	4.75
Birdsville Track Ridge 'C' (Kooncherra)	- Santos Ltd	45.25
	- Delhi Petroleum Pty Ltd	30.00
	- Vamgas Ltd	10.00
	- Sagasco Resources Ltd	10.00
	- Crusader Resources NL	4.75







MINES AND ENERGY SOUTH AUSTRALIA 191 Greenhill Road, Parkside, South Australia

PO Box 151 Telephone: (08) 274 7500 Facsimile: (08) 272 7597
 Eastwood SA 5063 overseas: (IAC) 61 8 274 7500 overseas: (IAC) 61 8 272 7597

MESA Information Sheet

P1

HOLDERS OF PETROLEUM TENEMENTS

Current as at 1 April 1994

ON-SHORE

			Expiry date	Area (km ²)
PETROLEUM EXPLORATION LICENCES (PELs)				
5	Delhi Petroleum Pty Ltd	100	27/2/99	36 487
6	Santos Ltd	100	27/2/99	36 487
27	Oil Company of Australia Ltd	60	30/7/94	2 082
	Cultus Petroleum (Australia) NL	30		
	Ampolex (PPL) Pty Ltd	10		
32	Sagasco Southeast Inc.	35.7143	18/2/95	1 711
	Minora Resources NL	24.2857		
	Sagasco Resources Ltd	20		
	Cultus Petroleum (Australia) NL	15		
	GFE Resources Ltd	5		
34	Nerdlihc Co. Inc.	100	27/6/95	11 822
39	GFE Resources Ltd	35	9/11/94	927
	AGL Petroleum Operations Pty Ltd	30		
	Magellan Petroleum Australia Ltd	20		
	Cultus Petroleum (Australia) NL	15		
40	Sagasco Resources Ltd	65	9/11/94	1 098
	TMOC Exploration Pty Ltd	35		
41	Frontier Exploration Ltd	100	18/2/95	15 829
48	Mariebar International (Qld) Pty Ltd	50	30/7/95	928
	J. F. Allender	50		
49	Felstea Pty Ltd	100	30/6/96	6 873
50	Felstea Pty Ltd	100	30/6/96	7 285
52	I W Australia	100	25/11/95	1 143
53	Wagner (Australia) Ltd	50	3/12/95	10 136
	Brown (Australia) Ltd	50		
*55	Stirling Resources NL	97.5	21/3/96	4 080
	Trout Nominees Pty Ltd	2.5		
56	Steiner Holdings Pty Ltd	100	6/6/96	3 176
57	Lakes Oil Ltd	95	17/11/96	1 048
	Petroleum Ventures Ltd	5		
59	Wagner (Australia) Ltd	50	30/3/98	4 129
	Brown (Australia) Ltd	50		
			Total	145 241

*Interest in the process of changing



PETROLEUM PRODUCTION LICENCES (PPLs)

		Interest %	Expiry date	Area (km ²)	Name of area
6	*Santos Ltd Delhi Petroleum Pty Ltd Vamgas Ltd Sagasco Resources Ltd Crusader Resources NL	45.25 30 10 10 4.75	31/12/2005	257.4	Gidgealpa Field
7	*Santos Ltd Delhi Petroleum Pty Ltd Vamgas Ltd Sagasco Resources Ltd Crusader Resources NL	45.25 30 10 10 4.75	31/12/2005	254.2	Moomba North Field
8	*Santos Ltd Delhi Petroleum Pty Ltd Vamgas Ltd Sagasco Resources Ltd Crusader Resources NL	45.25 30 10 10 4.75	31/12/2005	254.0	Moomba West Field
9	*Santos Ltd Delhi Petroleum Pty Ltd Vamgas Ltd Sagasco Resources Ltd Crusader Resources NL	45.25 30 10 10 4.75	31/12/2005	133.0	Moomba South Field
10	*Santos Ltd Delhi Petroleum Pty Ltd Vamgas Ltd Sagasco Resources Ltd Crusader Resources NL	45.25 30 10 10 4.75	31/12/2005	226.4	Daralingie Field
11	*Santos Ltd Delhi Petroleum Pty Ltd Vamgas Ltd Sagasco Resources Ltd Crusader Resources NL	45.25 30 10 10 4.75	31/12/2005	160.1	Big Lake Field
12	*Santos Ltd Delhi Petroleum Pty Ltd Sagasco Resources Ltd Vamgas Ltd Crusader Resources NL	45.25 30 10 10 4.75	31/12/2005	157.3	Burke-Dullingari Field
13	*Santos Ltd Delhi Petroleum Pty Ltd Sagasco Resources Ltd Vamgas Ltd Crusader Resources NL	45.25 30 10 10 4.75	31/12/2005	56.07	Brumby Field
14	*Santos Ltd Delhi Petroleum Pty Ltd Sagasco Resources Ltd Vamgas Ltd Crusader Resources NL	45.25 30 10 10 4.75	31/12/2005	233.05	Toolachee Field
15	*Santos Ltd Delhi Petroleum Pty Ltd Vamgas Ltd Sagasco Resources NL Crusader Resources NL	60.25 21 7 7 4.75	31/12/2005	154.3	Della Field
16	*Santos Ltd Delhi Petroleum Pty Ltd Vamgas Ltd Sagasco Resources NL Crusader Resources NL	60.25 21 7 7 4.75	31/12/2005	126.9	Big Lake & Namur Fields

		Interest %	Expiry date	Area (km ²)	Name of area
17	Alliance Petroleum Aust. NL	50	31/12/2005	140.83	Merrimelia Field
	*Santos Ltd	20.25			
	Delhi Petroleum Pty Ltd	15			
	Vamgas Ltd	5			
	Sagasco Resources Ltd (5			
	Crusader Resources NL	4.75			
18*	Bridge Oil Ltd	23.75	31/12/2005	109.4	Fly Lake-Brolga Field
	Santos Ltd	20.25			
	Delhi Petroleum Pty Ltd	15			
	Basin Oil NL	12.5			
	Reef Oil NL	12.5			
	Vamgas Ltd	5			
	Sagasco Resources NL	5			
	Crusader Resources NL	4.75			
	Bridge Oil Ltd	1.25			
19	Bridge Oil Ltd	23.75	31/12/2005	36.5	Moorari Field
	Santos Ltd	20.25			
	Delhi Petroleum Pty Ltd	15			
	Basin Oil NL	12.5			
	Reef Oil NL	12.5			
	Vamgas Ltd	5			
	Sagasco Resources NL	5			
	Crusader Resources NL	4.75			
	Bridge Oil Ltd	1.25			
20	Bridge Oil Ltd	23.75	31/12/2005	129.72	Tirrawarra Field
	Santos Ltd	20.25			
	Delhi Petroleum Pty Ltd	15			
	Basin Oil NL	12.5			
	Reef Oil NL	12.5			
	Vamgas Ltd	5			
	Sagasco Resources NL	5			
	Crusader Resources NL	4.75			
	Bridge Oil Ltd	1.25			
21	*Liquid Air Australia Ltd	100	30/04/2000	144.96	Caroline Field
22	*Santos Ltd	60.25	31/12/2006	233.82	Strzelecki Field
	Delhi Petroleum Pty Ltd	21			
	Sagasco Resources Ltd	7			
	Vamgas Ltd	7			
	Crusader Resources NL	4.75			
23	*Santos Ltd	45.25	31/12/2006	79.9	Munkarie Field
	Delhi Petroleum Pty Ltd	30			
	Sagasco Resources Ltd	10			
	Vamgas Ltd	10			
	Crusader Resources NL	4.75			
24	*Santos Ltd	45.25	31/12/2006	167.69	Kidman Field
	Delhi Petroleum Pty Ltd	30			
	Sagasco Resources Ltd	10			
	Vamgas Ltd	10			
	Crusader Resources NL	4.75			
25	*Santos Ltd	45.25	31/12/2006	19.6	Narcoonowie Field
	Delhi Petroleum Pty Ltd	30			
	Sagasco Resources Ltd	10			
	Vamgas Ltd	10			
	Crusader Resources NL	4.75			
26	Vamgas Ltd	43.75	10/6/2007	3.6	Cuttapirrie Field
	*Santos Ltd	25.6022			
	Delhi Petroleum Pty Ltd	17.143			
	Sagasco Resources Ltd	10.536			
	Crusader Resources NL	2.9688			

		Interest %	Expiry date	Area (km ²)	Name of area
27	Alliance Petroleum Aust. NL	50	31/12/2006	23.4	Mudrangie Field
	*Santos Ltd	20.25			
	Delhi Petroleum Pty Ltd	15			
	Sagasco Resources Ltd	5			
	Vamgas Ltd	5			
	Crusader Resources NL	4.75			
28	*Santos Ltd	30.25	6/5/2007	15.7	Kanowana Field
	Sagasco Resources Ltd	30			
	Vamgas Ltd	20			
	Delhi Petroleum Pty Ltd	15			
	Crusader Resources NL	4.75			
29	Bridge Oil Developments Pty Ltd	23.75	31/12/2008	2.99	Rakoona Field
	*Santos Ltd	20.25			
	Delhi Petroleum Pty Ltd	15			
	Basin Oil NL	12.5			
	Reef Oil NL	12.5			
	Vamgas Ltd	5			
	Sagasco Resources Ltd	5			
	Crusader Resources NL	4.75			
	Bridge Oil Ltd	1.25			
30	*Santos Ltd	60.25%)	31/12/2006	48.6	Limestone Creek- Biala Field
	Delhi Petroleum Pty Ltd	21			
	Vamgas Ltd	7			
	Sagasco Resources Ltd	7			
	Crusader Resources NL	4.75			
31	*Santos Ltd	40.25	6/5/2007	5.7	Wancoocha Field
	Delhi Petroleum Pty Ltd	27			
	Vamgas Ltd	14			
	Sagasco Resources Ltd	14			
	Crusader Resources NL	4.75			
32	*Santos Ltd	40.25	6/5/2007	5.65	Muteroo Field
	Delhi Petroleum Pty Ltd	27			
	Vamgas Ltd	14			
	Sagasco Resources Ltd	14			
	Crusader Resources NL	4.75			
33	Alliance Petroleum Aust. NL	50	31/12/2006	15.4	Bookabourdie
	*Santos Ltd	20.25			
	Delhi Petroleum Pty Ltd	15			
	Sagasco Resources Ltd	5			
	Vamgas Ltd	5			
	Crusader Resources NL	4.75			
34	*Santos Ltd	60.25	31/12/2006	9.46	McKinlay Field
	Delhi Petroleum Pty Ltd	21			
	Vamgas Ltd	7			
	Sagasco Resources Ltd	7			
	Crusader Resources NL	4.75			
35	Alliance Petroleum Aust. NL	50	31/12/2006	21.3	Meranji Field
	*Santos Ltd	20.25			
	Delhi Petroleum Pty Ltd	15			
	Vamgas Ltd	5			
	Sagasco Resources Ltd	5			
	Crusader Resources NL	4.75			
36	*Santos Ltd	60.25	31/12/2006	46.93	Ulandi/Alwyn/Jena Field
	Delhi Petroleum Pty Ltd	21			
	Vamgas Ltd	7			
	Sagasco Resources Ltd	7			
	Crusader Resources NL	4.75			

		Interest %	Expiry date	Area (km ²)	Name of area
37	*Santos Ltd	40.25	6/10/2007	7.64	Spencer Field
	Delhi Petroleum Pty Ltd	27			
	Vamgas Ltd	14			
	Sagasco Resources Ltd	14			
	Crusader Resources NL	4.75			
38	*Santos Ltd	40.25	6/10/2007	10.21	Dirkala Field
	Delhi Petroleum Pty Ltd	27			
	Vamgas Ltd	14			
	Sagasco Resources Ltd	14			
	Crusader Resources NL	4.75			
39	*Santos Ltd	60.25	31/12/2006	1.50	Nungeroo Field
	Delhi Petroleum Pty Ltd	21			
	Vamgas Ltd	7			
	Sagasco Resources Ltd	7			
	Crusader Resources NL	4.75			
40	*Santos Ltd	45.25	31/12/2007	10.59	Lepena Field
	Delhi Petroleum Pty Ltd	30			
	Vamgas Ltd	10			
	Sagasco Resources Ltd	10			
	Crusader Resources NL	4.75			
41	Santos Ltd	45.25	31/12/2011	20.34	Mundi/Kapinka Field
	Delhi Petroleum Pty Ltd	30			
	Vamgas Ltd	10			
	Sagasco Resources Ltd	10			
	Crusader Resources NL	4.75			
42	Alliance Petroleum Aust. NL	50	31/12/2008	7.26	Bookabourdie (Extension) Field
	*Santos Ltd	20.25			
	Delhi Petroleum Pty Ltd	15			
	Sagasco Resources Ltd	5			
	Vamgas Ltd	5			
	Crusader Resources NL	4.75			
43	Alliance Petroleum Aust. NL	50	31/12/2008	3.29	Taylor South Field
	*Santos Ltd	20.25			
	Delhi Petroleum Pty Ltd	15			
	Sagasco Resources Ltd	5			
	Vamgas Ltd	5			
	Crusader Resources NL	4.75			
44	Alliance Petroleum Aust. NL	50	31/12/2008	5.23	Bimbaya Field
	*Santos Ltd	20.25			
	Delhi Petroleum Pty Ltd	15			
	Sagasco Resources Ltd	5			
	Vamgas Ltd	5			
	Crusader Resources NL	4.75			
45	*Santos Ltd	47.25	29/03/2010	1.30	Taloola Field
	Delhi Petroleum Pty Ltd	30			
	Sagasco Resources Ltd	10			
	Vamgas Ltd	8			
	Crusader Resources NL	4.75			
46	*Santos Ltd	47.25	20/12/2009	1.99	Tantanna Field
	Delhi Petroleum Pty Ltd	30			
	Sagasco Resources Ltd	10			
	Vamgas Ltd	8			
	Crusader Resources NL	4.75			
47	*Santos Ltd	47.25	20/12/2009	3.50	Sturt and Sturt East
	Delhi Petroleum Pty Ltd	30			
	Sagasco Resources Ltd	10			
	Vamgas Ltd	8			
	Crusader Resources NL	4.75			

		Interest %	Expiry date	Area (km ²)	Name of area
48	*Santos Ltd	30.25	31/12/2010	2.12	Kurunda Field
	Sagasco Resources Ltd	30			
	Vamgas Ltd	20			
	Delhi Petroleum Pty Ltd	15			
	Crusader Resources NL	4.75			
49	*Santos Ltd	30.25	31/12/2010	8.09	Leleptian Field
	agasco Resources Ltd	30			
	Vamgas Ltd	20			
	Delhi Petroleum Pty Ltd	15			
	Crusader Resources NL	4.75			
50	Bridge Oil Developments Pty Ltd	23.75	31/12/2009	17.26	Andree Field
	*Santos Ltd	20.25			
	Delhi Petroleum Pty Ltd	15			
	Reef Oil NL	12.5			
	Basin Oil NL	12.5			
	Sagasco Resources Ltd	5			
	Vamgas Ltd	5			
	Crusader Resources NL	4.75			
	Bridge Oil Ltd	1.25			
51	*Santos Ltd	45.25	31/12/2011	6.88	Kirralee Field
	Delhi Petroleum Pty Ltd	30			
	Vamgas Ltd	10			
	Sagasco Resources ltd	10			
	Crusader Resources NL	4.75			
52	Alliance Petroleum Aust. NL	50	31/12/2009	1.59	Gooranie South Field
	*Santos Ltd	20.25			
	Delhi Petroleum Pty Ltd	15			
	Sagasco Resources Ltd	5			
	Vamgas Ltd	5			
	Crusader Resources NL	4.75			
53	*Santos Ltd	40.25	4/12/2010	1.78	Spencer West Field
	Delhi Petroleum Pty Ltd	27			
	Vamgas Ltd	14			
	Sagasco Resources Ltd	14			
	Crusader Resources NL	4.75			
54	*Santos Ltd	40.25	15/6/2010	0.10	Pintari North Field
	Delhi Petroleum Pty Ltd	27			
	Vamgas Ltd	14			
	Sagasco Resources Ltd	14			
	Crusader Resources NL	4.75			
55	Bridge Oil Developments Pty Ltd	23.75	31/12/2011	9.71	Varanus Field
	*Santos Ltd	20.25			
	Reef Oil NL	12.5			
	Basin Oil NL	12.5			
	Delhi Petroleum Pty Ltd	15			
	Sagasco Resources Ltd	5			
	Vamgas Ltd	5			
	Crusader Resources NL	4.75			
	Bridge Oil Ltd	1.25			
56	Alliance Petroleum Aust. NL	50	31/12/2013	3.74	Varanus South Field
	*Santos Ltd	20.25			
	Delhi Petroleum Pty Ltd	15			
	Sagasco Resources Ltd	5			
	Vamgas Ltd	5			
	Crusader Resources NL	4.75			

		Interest %	Expiry date	Area (km ²)	Name of area
57	*Santos Ltd Delhi Petroleum Pty Ltd Vamgas Ltd Sagasco Resources Ltd Crusader Resources NL	40.25 27 14 14 4.75	16/7/2011	10.47	Thurakinna Field
58	*Santos Ltd Delhi Petroleum Pty Ltd Vamgas Ltd Sagasco Resources Ltd Crusader Resources NL	45.25 30 10 10 4.75	31/12/2010	14.88	Mettika Field
59	*Santos Ltd Delhi Petroleum Pty Ltd Vamgas Ltd Sagasco Resources Ltd Crusader Resources NL	40.25 27 14 14 4.75	16/7/2011	10.46	Garanjanie Field
60	*Santos Ltd Delhi Petroleum Pty Ltd Vamgas Ltd Sagasco Resources Ltd Crusader Resources NL	40.25 27 14 14 4.75	25/5/2014	6.54	Wirrarie North Field
61	*Santos Ltd Delhi Petroleum Pty Ltd Vamgas Ltd Sagasco Resources Ltd Crusader Resources NL	40.25 27 14 14 4.75	17/10/2011	11.86	Arrakis-Murta Field
62	Sagasco Southeast Inc. Minora Resources NL *Sagasco Resources Ltd Cultus Petroleum (Australia) NL GFE Resources Ltd	35.7143 24.2857 20 15 5	26/11/2011	13.98	Katnook and Ladbroke Grove Gas Fields
63	*Santos Ltd Delhi Petroleum Pty Ltd Vamgas Ltd Sagasco Resources Ltd Crusader Resources NL	47.25 30 8 10 4.75	23/5/2012	1.28	Malgoona (East) Field
64	*Santos Ltd Delhi Petroleum Pty Ltd Vamgas Ltd Sagasco Resources Ltd Crusader Resources NL	47.25 30 8 10 4.75	23/5/2012	1.92	Malgoona (West) Field
65	*Santos Ltd Delhi Petroleum Pty Ltd Vamgas Ltd Sagasco Resources Ltd Crusader Resources NL	40.25 27 14 14 4.75	17/7/2012	6.36	Kujani Field
66	*Santos Ltd Sagasco Resources Ltd Vamgas Ltd Delhi Petroleum Pty Ltd Crusader Resources NL	30.25 30 20 15 4.75	24/11/2012	10.60	Jack Lake Field
67	*Santos Ltd Delhi Petroleum Pty Ltd Vamgas Ltd Sagasco Resources Ltd Crusader Resources NL	40.25 27 14 14 4.75	17/7/2012	10.91	Keena Field

		Interest %	Expiry date	Area (km ²)	Name of area
68	Alliance Petroleum Aust .NL	50			
	*Santos Ltd	20.25	31/12/2011	14.09	Cooba Field
	Delhi Petroleum Pty Ltd	15			
	Sagasco Resources Ltd	5			
	Vamgas Ltd	5			
	Crusader Resources NL	4.75			
69	*Santos Ltd	45.25	31/12/2011	11.64	Tarwonga Field
	Delhi Petroleum Pty Ltd	30			
	Sagasco Resources Ltd	10			
	Vamgas Ltd (10			
	Crusader Resources NL	4.75			
70	*Santos Ltd	40.25	25/5/2014	5.70	Farina Field
	Delhi Petroleum Pty Ltd	27			
	Vamgas Ltd	14			
	Sagasco Resources Ltd	14			
	Crusader Resources NL	4.75			
71	*Santos Ltd	45.25	31/12/2013	15.68	Kerna Field
	Delhi Petroleum Pty Ltd	30			
	Sagasco Resources Ltd	10			
	Vamgas Ltd	10			
	Crusader Resources NL	4.75			
72	*Santos Ltd	45.25	31/12/2013	17.45	Dilchee/Pira Field
	Delhi Petroleum Pty Ltd	30			
	Sagasco Resources Ltd	10			
	Vamgas Ltd	10			
	Crusader Resources NL	4.75			
Total				3561.81	

* Operator

PIPELINES LICENCES (PLs)

		Interest %	Expiry date	Length (km)
1	Pipelines Authority of South Australia	100	31/3/2011	1 065.056
2	Santos Ltd	37.7294	25/11/2002	659
	Delhi Petroleum Pty Ltd	17.0342		
	Sagasco Resources Ltd	13.1493		
	Bridge Oil Development Pty Ltd	8.8143		
	Vamgas Ltd	7.5459		
	Reef Oil NL	4.6391		
	Basin Oil NL	4.6391		
	Crusader Resources NL	3.9303		
	Alliance Petroleum Aust. NL	1.5509		
	Santos Petroleum Pty Ltd	0.5036		
	Bridge Oil Ltd	0.4639		
3	Pipelines Authority of South Australia	100	26/3/2011	4.2
4	Pipelines Authority of South Australia	100	30/9/2011	67.0
5	Santos Ltd	32.6300	21/4/2013	92
	Delhi Petroleum Pty Ltd	23.2000		
	Santos Petroleum Pty Ltd	18.7200		
	Sagasco Resources Ltd	16.5000		
	Vamgas Ltd	7.5125		
	Australian Hydrocarbons Ltd	1.2000		
	Oil Company of Australia NL	0.2375		
6	Sagasco Ltd	100	26/1/2015	231
Total				2 118.256

OFF-SHORE	Interest %	Expiry date	No. of graticular blocks
-----------	---------------	-------------	-----------------------------

EXPLORATION PERMITS FOR PETROLEUM (EPPs)

**24	BHP Petroleum (Victoria) Pty Ltd	40	18/3/95	134
	*Sagasco Resources Ltd	20		
	Command Petroleum Holdings NL	10		
	Cultus Petroleum NL	10		
	Ampolex Ltd	10		
	Lakes Oil (Offshore) Pty Ltd	5		
25	*BHP Petroleum (Victoria) Pty Ltd	60	12/3/97	176
	Inpex South Lincoln Ltd	20		
	Deilmann Oil and Gas Pty Ltd	20		
26	*BHP Petroleum (Victoria) Pty Ltd	60	12/3/97	242
	Inpex South Lincoln Ltd	20		
	Deilmann Oil and Gas Pty Ltd	20		
EPP	(Pursuant to the SA Petroleum (Submerged Lands) Act 1982)			
SA-1	*Cultus Petroleum (Australia) NL	75	14/11/96	27
	Cultus Timor Sea Ltd	15		
	Basin Oil NL	10		
SA-2	*Lakes Oil Ltd	100	2/11/98	12
Total				591

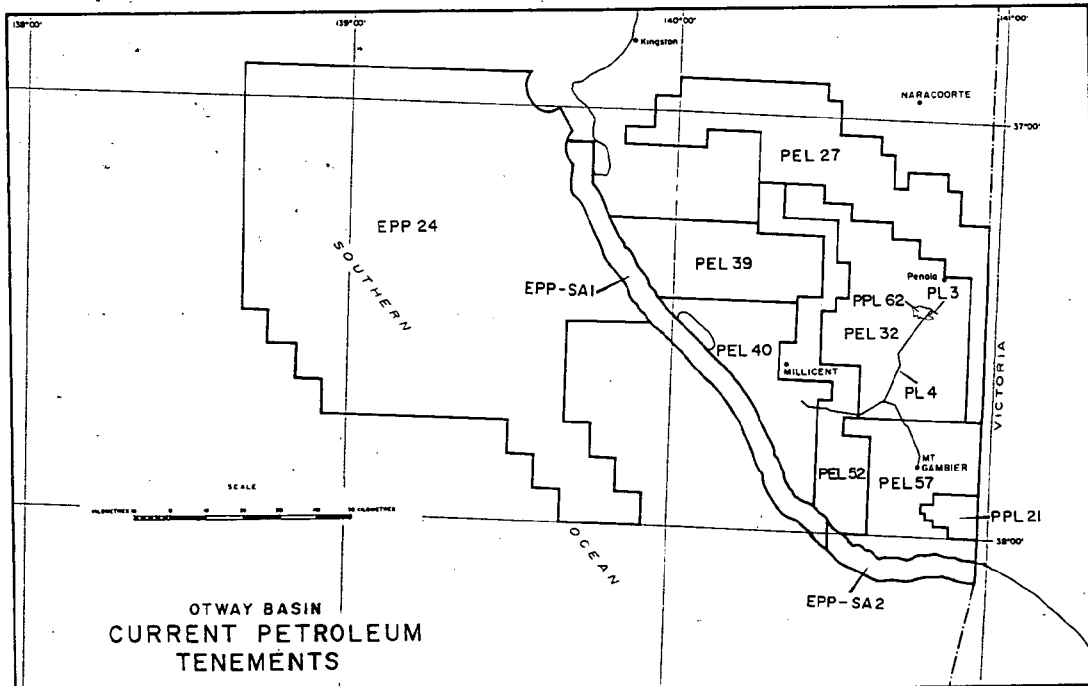
* Operator

** Interests in the process of changing

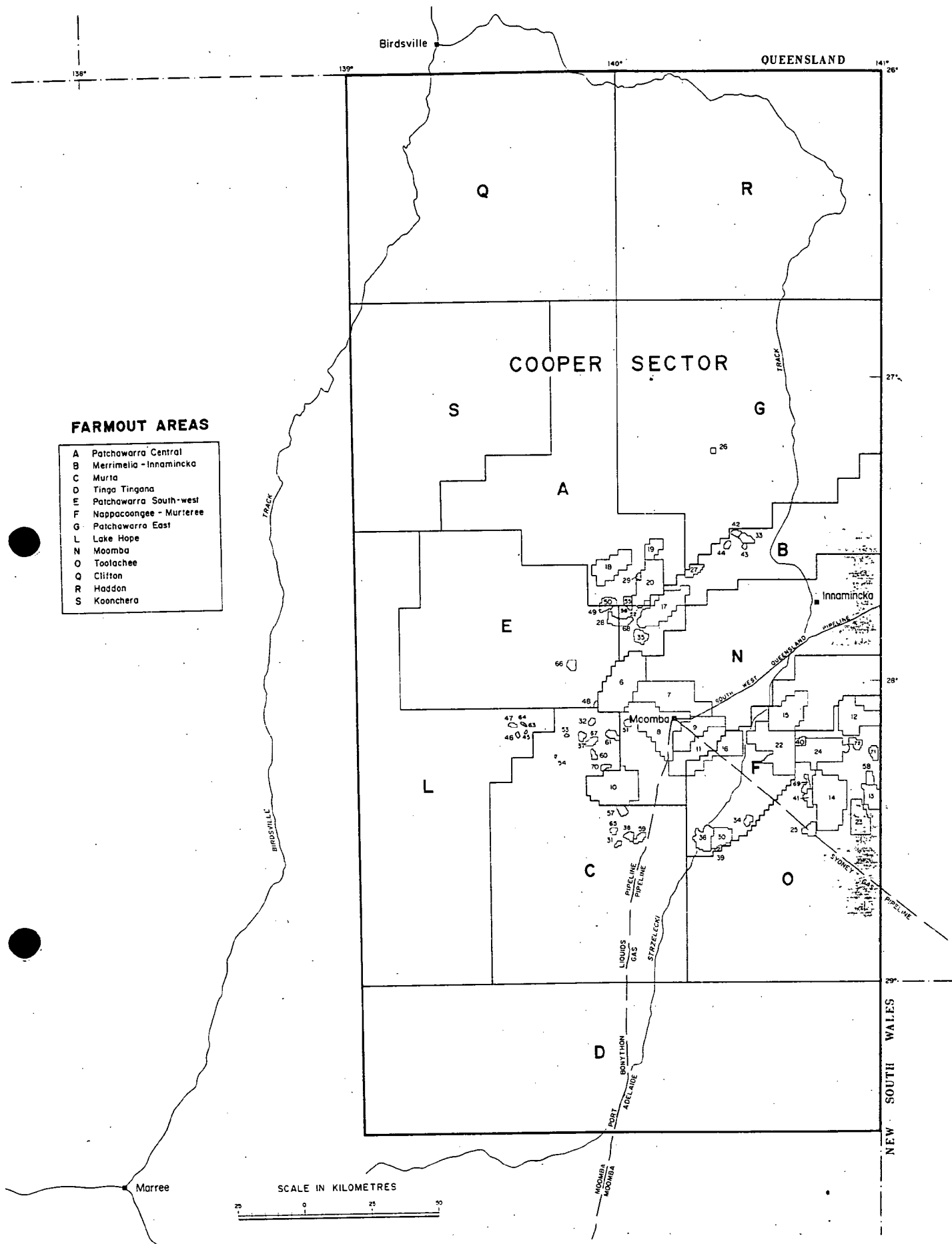
INTERESTS IN PELS 5 AND 6 FARMOUT AREAS (%)

Patchawarra Central	- Bridge Oil Developments Pty Ltd	23.75
	- Santos Ltd	20.25
	- Delhi Petroleum Pty Ltd	15.00
	- Basin Oil NL	12.50
	- Reef Oil NL	12.50
	- Vamgas Ltd	5.00
	- Sagasco Resources Ltd	5.00
	- Crusader Resources NL	4.75
	- Bridge Oil Ltd	1.25
Merrimelia-Innamincka	- Alliance Petroleum Australia NL	50.0
	- Santos Ltd	20.25
	- Delhi Petroleum Pty Ltd	15.0
	- Vamgas Ltd	5.0
	- Sagasco Resources Ltd	5.0
Murta	- Crusader Resources NL	4.75
	- Santos Ltd	40.25
	- Delhi Petroleum Pty Ltd	27.0
	- Vamgas Ltd	14.0
	- Sagasco Resources Ltd	14.0
Tinga-Tingana	- Crusader Resources NL	4.75
	- Santos Ltd	40.25
	- Delhi Petroleum Pty Ltd	27.0
	- Vamgas Ltd	14.0
	- Sagasco Resources Ltd	14.0
Patchawarra South-West	- Crusader Resources NL	4.75
	- Santos Ltd	30.25
	- Sagasco Resources Ltd	30
	- Vamgas Ltd	20.0
	- Delhi Petroleum Pty Ltd	15.0
Nappacoongee-Murteree	- Crusader Resources NL	4.75
	- Santos Ltd	60.25
	- Delhi Petroleum Pty Ltd	21.0
	- Vamgas Ltd	7.0
	- Sagasco Resources Ltd	7.0

Patchawarra East	- Vamgas Ltd	43.75
	- Santos Ltd	25.6022
	- Delhi Petroleum Pty Ltd	17.143
	- Sagasco Resources Ltd	10.536
	- Crusader Resources NL	2.9688
Lake Hope	- Santos Ltd	47.25
	- Delhi Petroleum Pty Ltd	30.0
	- Sagasco Resources Ltd	10.0
	- Vamgas Ltd	8.0
	- Crusader Resources NL	4.75
Moomba	- Santos Ltd	45.25
	- Delhi Petroleum Pty Ltd	30.0
	- Vamgas Ltd	10.0
	- Sagasco Resources Ltd	10.0
	- Crusader Resources NL	4.75
Toolachee	- Santos Ltd	45.25
	- Delhi Petroleum Pty Ltd	30.0
	- Vamgas Ltd	10.0
	- Sagasco Resources Ltd	10.0
	- Crusader Resources NL	4.75
Birdsville Track Ridge 'A' (Haddon)	- Santos Ltd	47.75
	- Delhi Petroleum Pty Ltd	30.00
	- Vamgas Ltd	8.75
	- Sagasco Resources Ltd	8.75
	- Crusader Resources NL	4.75
Birdsville Track Ridge 'B' (Clifton)	- Santos Ltd	45.25
	- Delhi Petroleum Pty Ltd	30.0
	- Vamgas Ltd	10.0
	- Sagasco Resources Ltd	10.0
	- Crusader Resources NL	4.75
Birdsville Track Ridge 'C' (Kooncherra)	- Santos Ltd	45.25
	- Delhi Petroleum Pty Ltd	30.00
	- Vamgas Ltd	10.00
	- Sagasco Resources Ltd	10.00
	- Crusader Resources NL	4.75

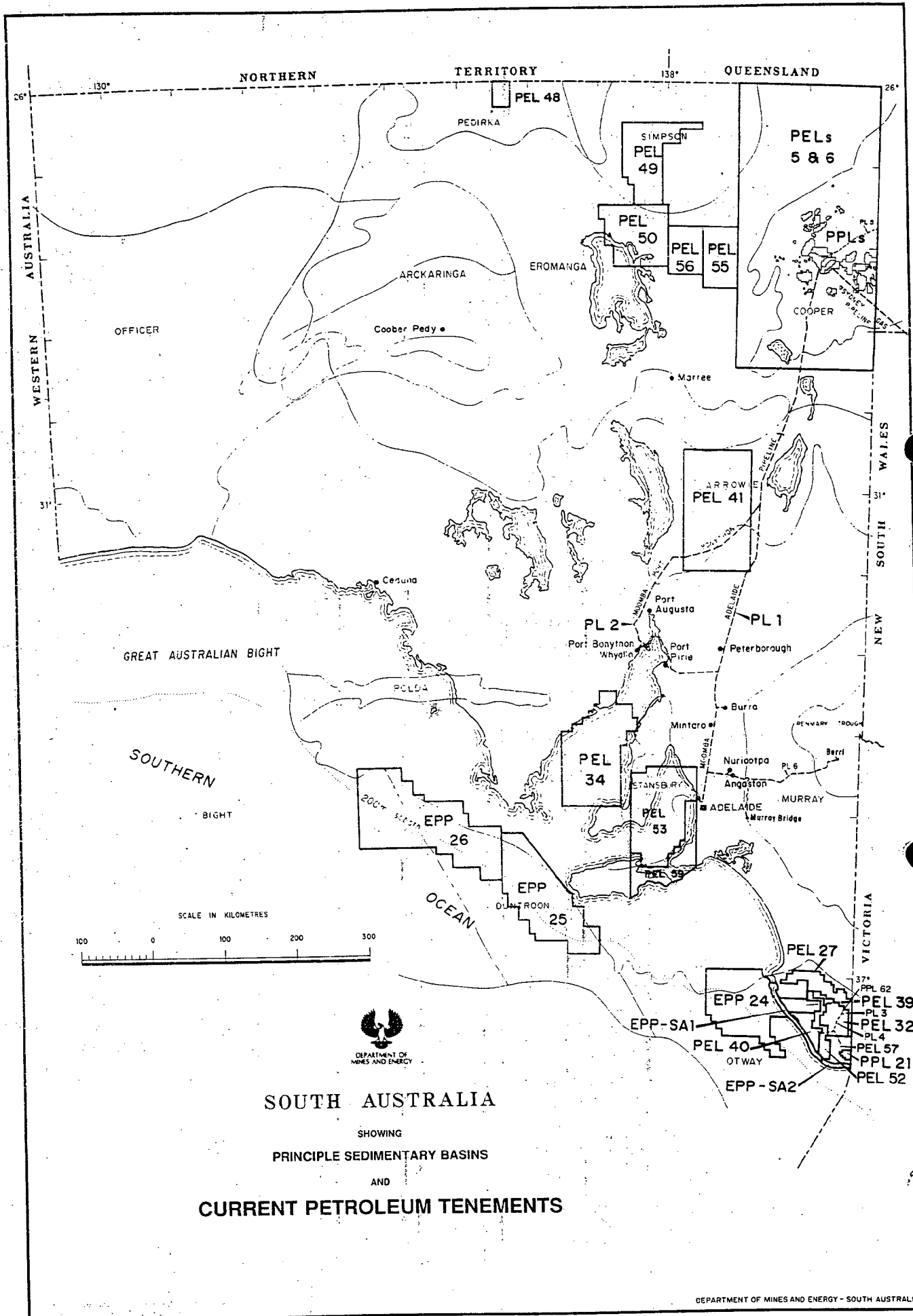


MINES AND ENERGY SOUTH AUSTRALIA 191 Greenhill Road, Parkside, South Australia
 PO Box 151 Telephone: (08) 274 7500 Facsimile: (08) 272 7597
 Eastwood SA 5063 overseas: (IAC) 61 8 274 7500 overseas: (IAC) 61 8 272 7597



PELs 5 & 6

PETROLEUM PRODUCTION LICENCES
FARMOUT AREAS
SECTORS



SOUTH AUSTRALIA

SHOWING
PRINCIPLE SEDIMENTARY BASINS
AND

CURRENT PETROLEUM TENEMENTS

NOTICE OF SURRENDER OF PORTION OF PETROLEUM EXPLORATION LICENCE

Department of Mines and Energy, Parkside, 11 February 1994

NOTICE is hereby given that portion of the undermentioned petroleum exploration licence has been surrendered in accordance with the provisions of the Petroleum Act, 1940, pursuant to delegated powers dated 3 December 1993, published in the *Government Gazette* 9 December 1993, page 2916.

R. FARDON, Director-General, Department of Mines and Energy

No. of Licence	Licensee	Locality	Date of Surrender	Area Surrendered in km ²	Remaining Area in km ²	Reference
49	Felstea Pty Ltd	Eromanga Basin area of South Australia	30.6.94	2 340	6 873	SR 27/2/111

Description of Area

The licence area being retained is that portion of the State bounded as follows: commencing at a point being the intersection of latitude 26°30'S and longitude 137°20'E, thence east to longitude 138°30'E, south to latitude 26°35'S, west to longitude 138°10'E, south to latitude 26°45'S, west to longitude 137°55'E, south to latitude 27°30'S, west to longitude 137°30'E, north to latitude 27°15'S, west to longitude 137°25'E, north to latitude 27°10'S, west to longitude 137°20'E, and north to the point of commencement, all the within latitudes and longitudes being geodetic and expressed in terms of the Australian Geodetic Datum as defined on p. 4984 of *Commonwealth Gazette* number 84 dated 6 October 1966.

Department of Environment and Natural Resources, Adelaide, 22 February 1994

NOTICE is hereby given that the undermentioned leases and agreements have been amended and that the amended area is now shown in the last column of this notice.

Lessees	Leases	Section or Allotment	Hundred or Irrigation Area or Town	Area
Palena, R. and M.	Irrigation perpetual soldiers No. 1367	278 and 287	Cobdogla irrigation area	2.225 ha
Powardy, R. M.	Irrigation perpetual No. 171D	Allotment 4 of section 331 (deposited plan 38826)	Waikerie irrigation area	2 389 m ²
Buckleboo Nominees Pty Ltd	Pastoral No. 2496	1, 2, 3, 4, 5 224, 226, 227, 228, 311, 312 25 Block 679	Castine Copley Handyside (Port Augusta) Districts, Out of Hundreds	284 km ²

D. R. MUTTON, Director, Environment and Natural Resources