

This archived tenement data
is offered for historical purposes
for up to date data
please click on the button below

Earth Resources Information Sheet

P1

HOLDERS OF PETROLEUM TENEMENTS

Current as at February 1998

EXPLORATION TENEMENTS

ONSHORE: PETROLEUM EXPLORATION LICENCE (PEL)

| | | Interest % | Expiry date | Area (km ²) | Minimum area to be relinquished upon renewal (km ²) |
|-----|---------------------------------|---------------|----------------|----------------------------|---|
| 5 | Delhi Petroleum Pty Ltd | 100 | 27/2/99 | 34 331.81 | Final Renewal |
| 6 | Santos Ltd | 100 | 27/2/99 | 34 331.81 | Final Renewal |
| 27 | Oil Company of Australia Ltd | 66.667 | 30/7/99 | 1080 | 848 |
| | Basin Oil NL | 27.778 | | | |
| | Cultus Petroleum (Australia) NL | 5.555 | | | |
| 32 | Sagasco Southeast Inc. | 35.7143 | 18/2/2000 | 1 116.23 | 576.25 |
| | Omega Oil NL | 24.2857 | | | |
| | Boral Energy Resources Ltd | 20 | | | |
| | Basin Oil NL | 15 | | | |
| | Cultus Petroleum (Australia) NL | 5 | | | |
| 34 | Nerdlihc Co. Inc. | 100 | 27/6/2000 | 5 597 | Final Renewal |
| 39 | Basin Oil NL | 91.25 | 9/11/99 | 672 | 231.75 |
| | Cultus Petroleum (Australia) NL | 8.75 | | | |
| 41 | Frontier Exploration Ltd | 100 | 18/2/2000 | 7 911 | 3 957.25 |
| 45 | Beach Petroleum NL | 30 | 28/8/99 | 11 785 | 2 946.25 |
| | Claremont Petroleum NL | 30 | | | |
| | Oakman Pty Ltd | 20 | | | |
| | J.F. Allender | 20 | | | |
| *49 | Felstea Pty Ltd | 100 | 30/6/96 | 6 873 | 2 303.25 |
| *50 | Felstea Pty Ltd | 100 | 30/6/96 | 7 285 | 2 428.50 |
| 51 | Beach Petroleum NL | 30 | 28/8/99 | 2 667 | 666.75 |
| | Claremont Petroleum NL | 30 | | | |
| | Oakman Pty Ltd | 20 | | | |
| | J.F. Allender | 20 | | | |
| *53 | Wagner (Australia) Ltd | 37.5 | 3/12/95 | 7 198 | 2 534 |
| | Brown (Australia) Ltd | 37.5 | | | |
| | Forcenergy International Inc. | 25 | | | |
| 57 | Lakes Oil NL | 70 | 17/11/2001 | 772 | 262 |
| | Victoria Petroleum NL | 10 | | | |
| | Cultus Petroleum (Australia) NL | 10 | | | |
| | Mirboo Ridge Pty Ltd | 10 | | | |
| 59 | Wagner (Australia) Ltd | 37.5 | 30/3/98 | 4 129 | 1 032.25 |
| | Brown (Australia) Ltd | 37.5 | | | |
| | Forcenergy International Inc. | 25 | | | |
| 60 | Oil Company of Australia Ltd | 75 | 10/8/99 | 1 069 | 267.25 |
| | Cultus Petroleum (Australia) NL | 25 | | | |
| 61 | Hemley Exploration Pty Ltd | 100 | 22/5/2001 | 6 258 | 1 564.5 |



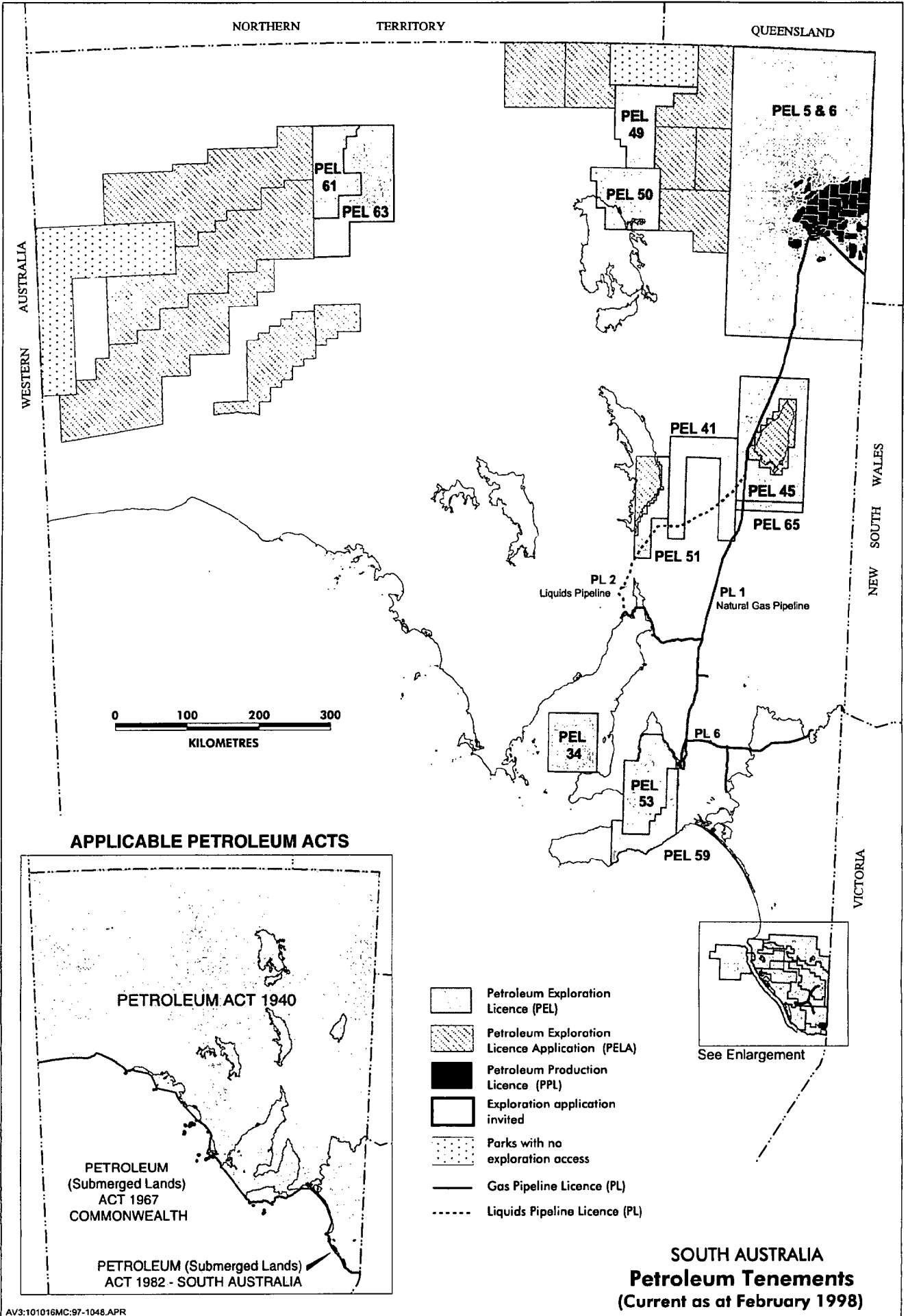
| | | Interest % | Expiry date | Area (km ²) | Minimum area to be relinquished upon renewal (km ²) |
|-------|-----------------------------|---------------|----------------|----------------------------|---|
| 62 | Lakes Oil NL | 50 | 2/11/2000 | 2 023 | 505.75 |
| | Sun Resources NL | 50 | | | |
| 63 | Hemley Exploration Pty Ltd | 100 | 22/5/2001 | 10 930 | 2 732.5 |
| 65 | Matthew Reilly | 100 | 26/10/2000 | 1 227 | 306.75 |
| 66 | Boral Energy Resources Ltd | 100 | 17/6/2001 | 1 234 | 308.5 |
| 72 | Boral Energy Resources Ltd | 100 | 25/3/2002 | 686 | 171.5 |
| 74 | Strike Oil NL | 100 | 14/10/2002 | 213 | 53.25 |
| 75 | Strike Oil NL | 100 | 22/12/2002 | 937 | 234.25 |
| 76 | Richfield Resources Pty Ltd | 50 | 22/12/2002 | 276 | 69 |
| | Lamina Ltd | 50 | | | |
| Total | | | | 150 601.85 | |

**Application for renewal pending*

OFFSHORE: EXPLORATION PERMITS FOR PETROLEUM (EPP)

| | | Interest % | Expiry date | Number of graticular blocks |
|--|--------------------------------------|---------------|-------------|--------------------------------|
| 24 | *Boral Energy Resources Ltd | 51.43 | 29/07/2001 | 31 |
| | Cultus Petroleum NL | 17.57 | | |
| | Lakes Oil (Offshore) Pty Ltd | 13.33 | | |
| | Basin Oil NL | 5 | | |
| | Victoria Diamond Exploration Pty Ltd | 6.67 | | |
| | Durum (Australia) Pty Ltd | 6 | | |
| <i>5P(Pursuant to the SA Petroleum (Submerged Lands) Act 1982)</i> | | | | |
| 3A-1 | *Cultus Petroleum (Australia) NL | 55 | 14/11/99 | 27 |
| | Oil Company of Australia Ltd | 20 | | |
| | Cultus Timor Sea Ltd | 15 | | |
| | Basin Oil NL | 10 | | |
| Total | | | | 58 |

Operator



NORTHERN TERRITORY

QUEENSLAND

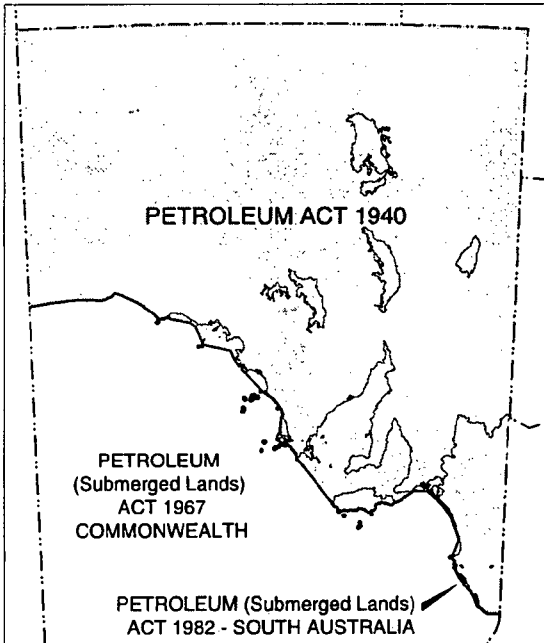
WESTERN AUSTRALIA

NEW SOUTH WALES

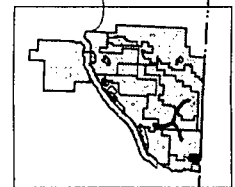
VICTORIA

0 100 200 300
KILOMETRES

APPLICABLE PETROLEUM ACTS

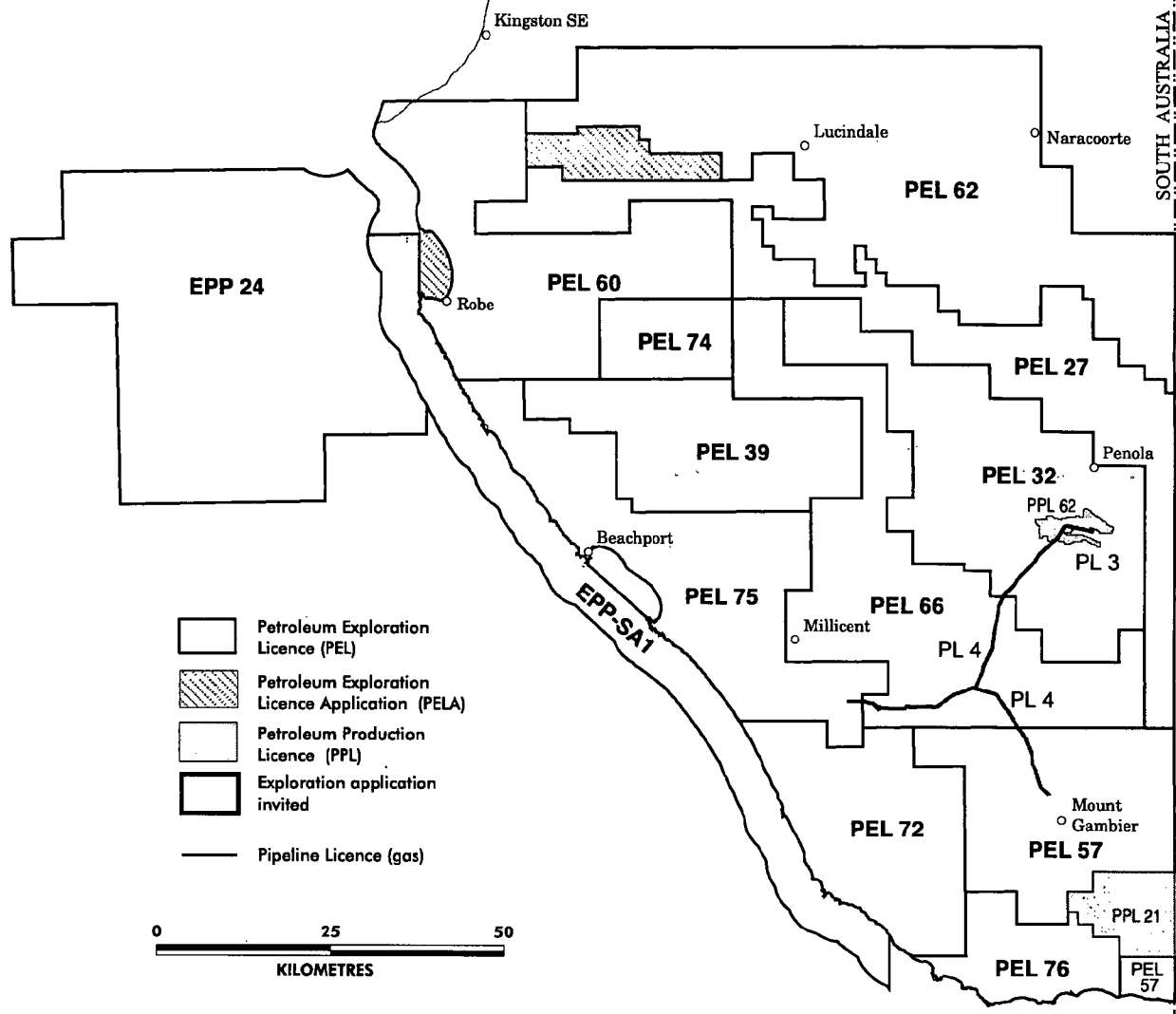


- Petroleum Exploration Licence (PEL)
- Petroleum Exploration Licence Application (PELA)
- Petroleum Production Licence (PPL)
- Exploration application invited
- Parks with no exploration access
- Gas Pipeline Licence (PL)
- Liquids Pipeline Licence (PL)



See Enlargement

SOUTH AUSTRALIA
Petroleum Tenements
(Current as at February 1998)



**OTWAY BASIN
Petroleum Tenements
(Current as at February 1998)**

PRODUCTION TENEMENTS

ONSHORE: PETROLEUM PRODUCTION LICENCE (PPL)

| | | Interest % | Expiry date | Area (km ²) | Name of area |
|----|--------------------------------------|---------------|----------------|----------------------------|------------------------------|
| 6 | *Santos Ltd | 40.70 | 31/12/2005 | 257.4 | Gidgealpa Field |
| | Vamgas Pty Ltd | 8.51 | | | |
| | Alliance Petroleum Australia Pty Ltd | 3.97 | | | |
| | Reef Oil Pty Ltd | 1.97 | | | |
| | Santos Petroleum Pty Ltd | 0.40 | | | |
| | Bridge Oil Developments Pty Ltd | 3.99 | | | |
| | Santos (BOL) Pty Ltd | 0.21 | | | |
| | Boral Energy Resources Ltd | 13.19 | | | |
| | Delhi Petroleum Pty Ltd | 20.21 | | | |
| | Basin Oil NL | 2.10 | | | |
| | Gulf (Aust) Resources NL | 4.75 | | | |
| 7 | " " | " | 31/12/2005 | 254.2 | Moomba North Field |
| 8 | " " | " | 31/12/2005 | 254.0 | Moomba West Field |
| 9 | " " | " | 31/12/2005 | 133.0 | Moomba South Field |
| 10 | " " | " | 31/12/2005 | 226.4 | Daralingie Field |
| 11 | " " | " | 31/12/2005 | 160.1 | Big Lake Field |
| 12 | " " | " | 31/12/2005 | 157.3 | Burke-Dullingari Fields |
| 13 | " " | " | 31/12/2005 | 56.07 | Brumby Field |
| 14 | " " | " | 31/12/2005 | 233.05 | Toolachee Field |
| 15 | " " | " | 31/12/2005 | 154.3 | Della Field |
| 16 | " " | " | 31/12/2005 | 126.9 | Big Lake and Namur Fields |
| 17 | " " | " | 31/12/2005 | 140.83 | Merrimelia Field |
| 18 | " " | " | 31/12/2005 | 109.4 | Fly Lake-Brolga Fields |
| 19 | " " | " | 31/12/2005 | 36.5 | Moorari Field |
| 20 | " " | " | 31/12/2005 | 129.72 | Tirrawarra Field |
| 21 | *Air Liquide Australia Ltd | 100 | 30/04/2000 | 144.96 | Caroline Field |
| 22 | *Santos Ltd | 40.70 | 31/12/2006 | 233.82 | Strzelecki Field |
| | Vamgas Pty Ltd | 8.51 | | | |
| | Alliance Petroleum Australia Pty Ltd | 3.97 | | | |
| | Reef Oil Pty Ltd | 1.97 | | | |
| | Santos Petroleum Pty Ltd | 0.40 | | | |
| | Bridge Oil Developments Pty Ltd | 3.99 | | | |
| | Santos (BOL) Pty Ltd | 0.21 | | | |
| | Boral Energy Resources Ltd | 13.19 | | | |
| | Delhi Petroleum Pty Ltd | 20.21 | | | |
| | Basin Oil NL | 2.10 | | | |
| | Gulf (Aust) Resources NL | 4.75 | | | |
| 23 | " " | " | 31/12/2006 | 79.9 | Munkarie Field |
| 24 | " " | " | 31/12/2006 | 167.69 | Kidman Field |
| 25 | " " | " | 31/12/2006 | 19.6 | Narcoonowie Field |
| 26 | Vamgas Pty Ltd | 43.75 | 10/6/2007 | 3.6 | Cuttapirrie Field |
| | *Santos Ltd | 25.6022 | | | |
| | Delhi Petroleum Pty Ltd | 17.143 | | | |
| | Boral Energy Resources Ltd | 10.536 | | | |
| | Gulf (Aust) Resources NL | 2.9688 | | | |
| 27 | *Santos Ltd | 40.70 | 31/12/2006 | 23.4 | Mudrangie Field |
| | Vamgas Pty Ltd | 8.51 | | | |
| | Alliance Petroleum Australia Pty Ltd | 3.97 | | | |
| | Reef Oil Pty Ltd | 1.97 | | | |
| | Santos Petroleum Pty Ltd | 0.40 | | | |
| | Bridge Oil Developments Pty Ltd | 3.99 | | | |
| | Santos (BOL) Pty Ltd | 0.21 | | | |

| | | Interest % | Expiry date | Area (km ²) | Name of area |
|----|--------------------------------------|---------------|----------------|----------------------------|-----------------------------------|
| | Boral Energy Resources Ltd | 13.19 | | | |
| | Delhi Petroleum Pty Ltd | 20.21 | | | |
| | Basin Oil NL | 2.10 | | | |
| | Gulf (Aust) Resources NL | 4.75 | | | |
| 28 | " " | " | 6/5/2007 | 15.7 | Kanowana Field |
| 29 | " " | " | 31/12/2008 | 2.99 | Rakoona Field |
| 30 | " " | " | 31/12/2006 | 48.6 | Limestone Creek- Biala Fields |
| 31 | " " | " | 6/5/2007 | 5.7 | Wancoocha Field |
| 32 | " " | " | 6/5/2007 | 5.65 | Muteroo Field |
| 33 | " " | " | 31/12/2006 | 15.4 | Bookabourdie Field |
| 34 | " " | " | 31/12/2006 | 9.46 | McKinlay Field |
| 35 | " " | " | 31/12/2006 | 21.3 | Meranji Field |
| 36 | " " | " | 31/12/2006 | 46.93 | Ulandi/Alwyn/Jena Fields |
| 37 | " " | " | 6/10/2007 | 7.64 | Spencer Field |
| 38 | " " | " | 6/10/2007 | 10.21 | Dirkala Field |
| 39 | " " | " | 31/12/2006 | 1.50 | Nungeroo Field |
| 40 | " " | " | 31/12/2007 | 10.59 | Lepena Field |
| 41 | " " | " | 31/12/2011 | 20.34 | Mundi/Kapinka Fields |
| 42 | " " | " | 31/12/2008 | 7.26 | Bookabourdie (Extension) Field |
| 43 | " " | " | 31/12/2008 | 3.29 | Taylor South Field |
| 44 | " " | " | 31/12/2008 | 5.23 | Bimbaya Field |
| 45 | " " | " | 29/03/2010 | 1.30 | Taloola Field |
| 46 | " " | " | 20/12/2009 | 1.99 | Tantanna Field |
| 47 | " " | " | 20/12/2009 | 3.50 | Sturt and Sturt East Fields |
| 48 | " " | " | 31/12/2010 | 2.12 | Kurunda Field |
| 49 | " " | " | 31/12/2010 | 8.09 | Leleptian Field |
| 50 | " " | " | 31/12/2009 | 17.26 | Andree Field |
| 51 | " " | " | 31/12/2011 | 6.88 | Kirralee Field |
| 52 | " " | " | 31/12/2009 | 4.59 | Gooranie South Field |
| 53 | " " | " | 4/12/2010 | 1.78 | Spencer West Field |
| 54 | " " | " | 15/6/2010 | 0.10 | Pintari North Field |
| 55 | " " | " | 31/12/2011 | 9.71 | Varanus Field |
| 56 | " " | " | 31/12/2013 | 3.74 | Varanus South Field |
| 57 | " " | " | 16/7/2011 | 10.47 | Thurakinna Field |
| 58 | Santos Ltd | 40.70 | 31/12/2010 | 14.88 | Mettika Field |
| | Vamgas Pty Ltd | 8.51 | | | |
| | Alliance Petroleum Australia Pty Ltd | 3.97 | | | |
| | Reef Oil Pty Ltd | 1.97 | | | |
| | Santos Petroleum Pty Ltd | 0.40 | | | |
| | Bridge Oil Developments Pty Ltd | 3.99 | | | |
| | Santos (BOL) Pty Ltd | 0.21 | | | |
| | Boral Energy Resources Ltd | 13.19 | | | |
| | Delhi Petroleum Pty Ltd | 20.21 | | | |
| | Basin Oil NL | 2.10 | | | |
| | Gulf (Aust) Resources NL | 4.75 | | | |
| 59 | " " | " | 16/7/2011 | 10.46 | Garanjanie Field |
| 60 | " " | " | 25/5/2014 | 6.54 | Wirrarie North Field |
| 61 | " " | " | 17/10/2011 | 11.86 | Arrakis-Murta Fields |

| | | Interest % | Expiry date | Area (km ²) | Name of area |
|----|--------------------------------------|---------------|----------------|----------------------------|---|
| 62 | Sagasco Southeast Inc. | 35.7143 | 26/11/2011 | 28.75 | Katnook, Ladbroke and Haselgrove Gas Fields |
| | Omega Oil NL | 24.2857 | | | |
| | *Boral Energy Resources Ltd | 20 | | | |
| | Cultus Petroleum (Australia) NL | 15 | | | |
| | Basin Oil NL | 5 | | | |
| 63 | *Santos Ltd | 40.70 | 23/5/2012 | 1.28 | Malgoona (East) Field |
| | Vamgas Pty Ltd | 8.51 | | | |
| | Alliance Petroleum Australia Pty Ltd | 3.97 | | | |
| | Reef Oil Pty Ltd | 1.97 | | | |
| | Santos Petroleum Pty Ltd | 0.40 | | | |
| | Bridge Oil Developments Pty Ltd | 3.99 | | | |
| | Santos (BOL) Pty Ltd | 0.21 | | | |
| | Boral Energy Resources Ltd | 13.19 | | | |
| | Delhi Petroleum Pty Ltd | 20.21 | | | |
| | Basin Oil NL | 2.10 | | | |
| | Gulf (Aust) Resources NL | 4.75 | | | |
| 64 | " " | | 23/5/2012 | 1.92 | Malgoona (West) Field |
| 65 | " " | | 17/7/2012 | 6.36 | Kujani Field |
| 66 | " " | | 24/11/2012 | 10.60 | Jack Lake Field |
| 67 | " " | | 17/7/2012 | 10.91 | Keena Field |
| 68 | " " | | 31/12/2011 | 14.09 | Cooba Field |
| 69 | " " | | 31/12/2011 | 11.64 | Tarwonga Field |
| 70 | " " | | 25/5/2014 | 5.70 | Farina Field |
| 71 | " " | | 31/12/2013 | 15.68 | Kerna Field |
| 72 | " " | | 31/12/2013 | 17.45 | Dilchee/Pira Fields |
| 73 | " " | | 31/12/2015 | 1.05 | Mudlalee Field |
| 74 | " " | | 31/12/2015 | 4.66 | Allambi Field |
| 75 | " " | | 26/10/2016 | 6.46 | Caladan Field |
| 76 | Vamgas Pty Ltd | 43.75 | 26/10/2016 | 3.39 | Telopea Field |
| | *Santos Ltd | 25.6022 | | | |
| | Delhi Petroleum Pty Ltd | 17.1430 | | | |
| | Boral Energy Resources Ltd | 10.5360 | | | |
| | Gulf (Aust) Resources NL | 2.9688 | | | |
| 77 | " " | " | 26/10/2016 | 9.66 | Keleary Field |
| 78 | *Santos Ltd | 40.70 | 31/12/2016 | 5.55 | Baratta Field |
| | Vamgas Pty Ltd | 8.51 | | | |
| | Alliance Petroleum Australia Pty Ltd | 3.97 | | | |
| | Reef Oil Pty Ltd | 1.97 | | | |
| | Santos Petroleum Pty Ltd | 0.40 | | | |
| | Bridge Oil Developments Pty Ltd | 3.99 | | | |
| | Santos (BOL) Pty Ltd | 0.21 | | | |
| | Boral Energy Resources Ltd | 13.19 | | | |
| | Delhi Petroleum Pty Ltd | 20.21 | | | |
| | Basin Oil NL | 2.10 | | | |
| | Gulf (Aust) Resources NL | 4.75 | | | |
| 79 | " " | | 31/12/2016 | 2.35 | Gahnia Field |
| 80 | " " | | 31/12/2016 | 3.36 | Correa Field |
| 81 | " " | | 31/10/2017 | 4.39 | Caladan Northeast Field |
| 82 | " " | | 31/12/2016 | 5.72 | Waukatanna Field |
| 83 | " " | | 31/12/2016 | 3.2 | Pogona Field |
| 84 | " " | " | 6/6/2018 | 28.30 | Barina Field |
| 85 | " " | " | 31/12/2017 | 3.41 | Alisma Field |
| 86 | " " | " | 31/12/2017 | 2.34 | Carmina Field |
| 87 | " " | " | 31/12/2017 | 5.35 | Boobook Field |
| 88 | " " | " | 31/12/2017 | 2.49 | Lycosa Field |

| | | | | | | |
|--------------|---|---|---|------------|-----------------|---------------------------------|
| 89 | " | " | " | 31/12/2017 | 6.14 | Bobs Well Field |
| 90 | " | " | " | 31/12/2017 | 60.81 | Packsaddle/ Pondrinnie Field |
| 91 | " | " | " | 31/12/2017 | 9.44 | Cowralli Field |
| 92 | " | " | " | 31/12/2017 | 1.77 | Plantago Field |
| 93 | " | " | " | 31/12/2017 | 7.4 | Wilpinnie Field |
| 94 | " | " | " | 08/01/2019 | 6.84 | Atreides Field |
| 96 | " | " | " | 31/12/2017 | 2.65 | Beckler Field |
| 97 | " | " | " | 31/12/2017 | 2.48 | Beckler South Field |
| 101-117 | " | " | " | 2/11/2018 | 4 141.3 | Nappamerri Trough |
| Total | | | | | 7 907.09 | |

**Operator*

INTERESTS IN PEL 5 AND 6 FARMOUT AREAS

| | | % |
|--|--------------------------------------|---------|
| Patchawarra Central | *Santos Ltd | 40.70 |
| | Vamgas Pty Ltd | 8.51 |
| | Alliance Petroleum Australia Pty Ltd | 3.97 |
| | Reef Oil Pty Ltd | 1.97 |
| | Santos Petroleum Pty Ltd | 0.40 |
| | Bridge Oil Developments Pty Ltd | 3.99 |
| | Santos (BOL) Pty Ltd | 0.21 |
| | Boral Energy Resources Ltd | 13.19 |
| | Delhi Petroleum Pty Ltd | 20.21 |
| | Basin Oil NL | 2.10 |
| | Gulf (Aust) Resources NL | 4.75 |
| Merrimelia-Innamincka | " " | " |
| Murta | " " | " |
| Tinga-Tingana | " " | " |
| Patchawarra South-West | " " | " |
| Nappacoongee-Murteree | " " | " |
| Lake Hope | " " | " |
| Moomba | " " | " |
| Toolachee | " " | " |
| Birdsville Track Ridge 'A' (Haddon) | " " | " |
| Birdsville Track Ridge 'B' (Clifton) | " " | " |
| Birdsville Track Ridge 'C' (Kooncherra) | " " | " |
| Patchawarra East | Vamgas Pty Ltd | 43.75 |
| | *Santos Ltd | 25.6022 |
| | Delhi Petroleum Pty Ltd | 17.143 |
| | Boral Energy Resources Ltd | 10.536 |
| | Gulf (Aust) Resources NL | 2.9688 |

**Operator*

PIPELINE LICENCE (PL)

| | | Interest % | Commissioning date | Expiry date | Length (km) | Diameter (mm) | Maximum allowable operating pressure (kPa) |
|---|----------------------------------|------------|--------------------|-------------|--------------|---------------|--|
| 1 | Epic Energy SA Pty Ltd | 100 | Nov 69 | 29/06/2016 | 1 067.31 | 559 | 7 322 |
| 2 | Santos Ltd | 37.7294 | Jan 83 | 25/11/2002 | 659 | 355.6 | 10 340 |
| | Delhi Petroleum Pty Ltd | 17.0342 | | | | | |
| | Boral Energy Resources Ltd | 13.1493 | | | | | |
| | Bridge Oil Development Pty Ltd | 8.8143 | | | | | |
| | Vamgas Pty Ltd | 7.5459 | | | | | |
| | Reef Oil Pty Ltd | 4.6391 | | | | | |
| | Basin Oil NL | 4.6391 | | | | | |
| | Gulf (Aust.) Resources NL | 3.9303 | | | | | |
| | Alliance Petroleum Aust. Pty Ltd | 1.5509 | | | | | |
| | Santos Petroleum Pty Ltd | 0.5036 | | | | | |
| | Santos (BOL) Pty Ltd | 0.4639 | | | | | |
| 3 | Epic Energy SA Pty Ltd | 100 | Mar 91 | 29/06/2016 | 4.5 | 60.3 | 10 000 |
| 4 | Epic Energy SA Pty Ltd | 100 | Feb 91 | 29/06/2016 | 67 | 168 | 10 000 |
| 5 | Santos Ltd | 32.6300 | Oct 93 | 21/04/2013 | 92 | 400 | 14 500 |
| | Delhi Petroleum Pty Ltd | 23.2000 | | | | | |
| | Santos Petroleum Pty Ltd | 18.7200 | | | | | |
| | Boral Energy Resources Ltd | 16.5000 | | | | | |
| | Vamgas Pty Ltd | 7.5125 | | | | | |
| | Gulf Australian Hydrocarbons Ltd | 1.2000 | | | | | |
| | Oil Company of Australia NL | 0.2375 | | | | | |
| 6 | South Australian Gas Co Ltd | 100 | Oct 94 | 26/01/2015 | 231 | 114 | 10 000 |
| 7 | East-Aust Pipeline Ltd | 100 | 1976 | 29/06/2015 | 111 | 864 | 6 200 |
| 8 | Gorodok Pty Ltd | 100 | July 96 | 09/07/2017 | 101 | 219 | 15 300 |
| 9 | Santos Ltd | 32.63 | April 96 | 16/2/2018 | 3.483 | 323.9 | 11 400 |
| | Delhi Petroleum Pty Ltd | 23.2 | | | | | |
| | Santos Petroleum Pty Ltd | 18.72 | | | | | |
| | Boral Energy Resources Ltd | 16.5 | | | | | |
| | Vamgas Pty Ltd | 7.5125 | | | | | |
| | Gulf Australian Hydrocarbons Ltd | 1.2 | | | | | |
| | Oil Company of Australia Ltd | 0.2375 | | | | | |
| | | | | | Total length | 2 336.293 km | |

| Pipeline Licence number | Pipeline name | Pipeline type | Pipeline operator | Pipeline owner |
|-------------------------|-----------------------------|---------------------|--------------------------|-----------------------------|
| 1 | Moomba–Adelaide | natural gas | EPIC Energy | EPIC Energy |
| 2 | Moomba–Port Bonython | hydrocarbon liquids | EPIC Energy | Santos Ltd |
| 3 | Katnook–SAFRIES | natural gas | EPIC Energy | EPIC Energy |
| 4 | Katnook–Mt Gambier/Snuggery | natural gas | EPIC Energy | EPIC Energy |
| 5 | Queensland–Moomba | natural gas/liquids | Santos Ltd | Santos Ltd |
| 6 | Riverland | natural gas | EPIC Energy | South Australia Gas Co. Ltd |
| 7 | Moomba–Sydney | natural gas | East Aust Pipeline | East Aust Pipeline |
| 8 | Moomba–Sydney | ethane | ICI Aust Engineering P/L | Gorodok Pty Ltd (ICI Aust.) |
| 9 | SWQ–Mettika | natural gas/liquids | Santos Ltd | SWQ JV |

PRIMARY INDUSTRIES and RESOURCES SOUTH AUSTRALIA

Petroleum

191 Greenhill Road, Parkside, South Australia GPO Box 2355, Adelaide, SA 5001

Telephone: National (08) 8274 7500
International: +61 8 8274 7500

Facsimile: National (08) 8272 7597
International: +61 8 8272 7597

Email petrdata@msgate.mesa.sa.gov.au WWW site <http://www.mines.sa.gov.au>



**Government
of South Australia**

Earth Resources Information Sheet

P2

PETROLEUM TENEMENT OPERATORS in SOUTH AUSTRALIA

PETROLEUM EXPLORATION LICENCES

Beach Petroleum NL

Level 1
25 Conyngham Street
GLENSIDE SA 5065
Ph (08) 8338 2833
Fax (08) 8338 2336
Exploration Manager: Hector Gordon

Boral Energy Resources Ltd

60 Hindmarsh Square
ADELAIDE SA 5000
Ph (08) 8235 3737
Fax (08) 8223 1851
General Manager: Oil and Gas Exploration
Rob Willink

Canyon (Australia) Pty Ltd

Suite 1100,
300 North Marienfeld
The Summit
MIDLAND TEXAS USA 79701-4384
Ph (915) 682 7936
Fax (915) 686 5928

Cultus Petroleum NL

Level 4
828 Pacific Highway
GORDON NSW 2072
Ph (02) 9418 1522
Fax (02) 9418 1504

Felstea Pty Ltd

1510 Wazee Street
Number 4
DENVER COLORADO USA 80202
Ph (303) 623 8533
Fax (303) 623 8534
C/- Piper Alderman
Barristers and Solicitors
GPO Box 65
ADELAIDE SA 5001

Frontier Exploration Ltd

6 Walter Street
NORTH ADELAIDE SA 5006
Ph (08) 8267 5492
Fax (08) 8239 1890

Hemley Exploration Pty Ltd

C/- Mr John Naylor
174 Greenhill Road
PARKSIDE SA 5063
Ph (08) 8272 2355
Fax (08) 8272 0533

Lakes Oil NL

Level 5, The Atrium
459 Collins Street
MELBOURNE VIC 3000
Ph (03) 9629 1566
Fax (03) 9629 1624
Chairman: Rob Annells

Nerdlihc Co. Inc.

337E San Antonio Drive STE 101
Long Beach
CALIFORNIA USA 90807
Ph (213) 422 1271
Fax (213) 428 3334
President: Tom Knowlton

Oil Company of Australia Ltd

1st Floor, North Court
John Oxley Centre
339 Coronation Drive
MILTON QLD 4064
Ph (07) 3858 0600
Fax (07) 3369 7840
Exploration Supervisor: Noll Moriarty

Mr M Reilly

4 Paxton Tce
BURRA SA 5417
Ph (08) 8892 2420



Richfield Resources Pty Ltd

77 Thomas Street
 SUBIACO WA 6008
 Ph (08) 9388 1985
 Fax (08) 9388 1917
 Managing Director: Wayne Dimech

Santos Ltd

39 Grenfell Street
 ADELAIDE SA 5000
 Ph (08) 8218 5111
 Fax (08) 8212 5476
 Exploration Manager: Lloyd Taylor

Strike Oil NL

Level 10, International House
 26 St Georges Terrace
 PERTH WA 6000
 Ph (08) 9225 4446
 Fax (08) 9225 4448
 Executive Director: Jim Durrant

**EXPLORATION PERMITS FOR
PETROLEUM****Cultus Petroleum NL**

Level 4, 828 Pacific Highway
 GORDON NSW 2072
 Ph (02) 9418 1522
 Fax (02) 9418 1504
 Managing Director: Don Beard

Boral Energy Resources Ltd

60 Hindmarsh Square
 ADELAIDE SA 5000
 Ph (08) 8235 3737
 Fax (08) 8223 1851

**PETROLEUM PRODUCTION
LICENCES****Air Liquide Australia Ltd**

380 St Kilda Road
 MELBOURNE VIC 3004
 Ph (03) 9697 9888
 Fax (03) 9690 7107

Boral Energy Resources Ltd

60 Hindmarsh Square
 ADELAIDE SA 5000
 Ph (08) 8235 3737
 Fax (08) 8223 1851

Santos Ltd

39 Grenfell Street
 ADELAIDE SA 5000
 Ph (08) 8218 5111
 Fax (08) 8212 5476

PIPELINE LICENCES**East-Aust Pipeline Ltd**

Level 12
 Corner Akuna and Bunda Streets
 CANBERRA ACT 6000
 Ph (06) 295 5222
 Fax (06) 295 0775

Santos Ltd

39 Grenfell Street
 ADELAIDE SA 5000
 Ph (08) 8218 5111
 Fax (08) 8212 5476

Epic Energy South Australia Pty Ltd

25 Conyngham Street
 GLENSIDE SA 5065
 Ph (08) 8372 2500
 Fax (08) 8379 0151

PRIMARY INDUSTRIES and RESOURCES SOUTH AUSTRALIA**Petroleum**

191 Greenhill Road, Parkside, South Australia GPO Box 2355, Adelaide, SA 5001

Telephone: National: (08) 8274 7500
International: +61 8 8274 7500

Facsimile: National: (08) 8272 7597
International: +61 8 8272 7597

Email petrdata@msgate.mesa.sa.gov.au

WWW site <http://www.mines.sa.gov.au>



**Government
of South Australia**