

## Southern Rock Lobster Recreational Fishing Guide

Southern Rock Lobster are one of South Australia's most sought after seafood delicacies. To ensure the long term health of our rock lobster stocks there are a number of rules that have been put in place.

This brochure explains the rules that currently apply to rock lobster fishing in South Australia. They allow reasonable access to the resource but at the same time ensure we will have fish for the future. Please note, that this information is subject to change, so for the latest information:

- Call the 24-hour Fishwatch hotline on 1800 065 522
- Visit [www.pir.sa.gov.au/fishing](http://www.pir.sa.gov.au/fishing)
- For size, bag and boat limits SMS a fish name to 0427 767 995

Download the free SA Recreational Fishing Guide app at [www.pir.sa.gov.au/recfishingapp](http://www.pir.sa.gov.au/recfishingapp)

Important note: Recreational fishers are not permitted to sell their catch.

### Seasons

In South Australia, the recreational Southern Rock Lobster fishery is divided into two zones and has an open and closed season.

The Northern Zone is the area from longitude 139°E, (located just east of the Murray Mouth) to the Western Australia border, including Kangaroo Island. The taking of rock lobster in the northern zone is prohibited between 6pm 31 May and 12pm 1 November each year.

The Southern Zone is the area from longitude 139°E, east to the Victorian border. The taking of rock lobster in the southern zone is prohibited between 6pm 31 May and 6am 1 October each year.

Rock lobster must not be taken and rock lobster pots must be removed from the water during the closed season.



### Size limit

The minimum legal size for Southern Rock Lobster caught in the Northern Zone is 10.5cm. In the Southern Zone the minimum legal size is 9.85cm.

Southern Rock Lobster must be measured along the top of the carapace (head part of shell) from the front edge of the groove between the feelers/antennae (frontal tubercule) to the rear edge of the carapace. Hairs do not form part of the carapace. One end of the measuring device must be placed firmly into the groove between the antennae. For a rock lobster to be of legal size, the carapace should be larger in length than the measuring device (see Diagram 1)

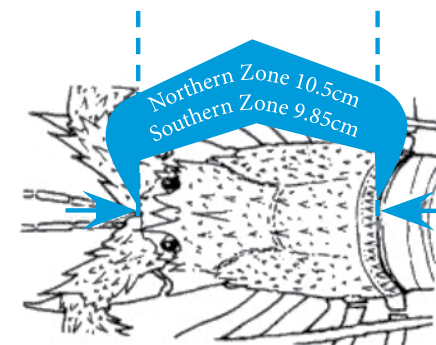


Diagram 1

### Bag limit

A maximum of four rock lobster per person, per day may be taken regardless of which fishing method is used.

### Boat limit

When fishing from a boat with two or more people onboard, a maximum of eight rock lobster per day may be taken. Where the rock lobster have been taken by only one person, whether by diving or drop net, hoop net or registered rock lobster pot, then no more than one personal bag limit (four rock lobster) may be taken.

### Protected areas

Apart from seasonal closures, there are Southern Rock Lobster sanctuaries where rock lobster are totally protected at all times.

These are:

- Cape Jaffa
- Margaret Brock Reef (within .55 nautical miles of the lighthouse)
- Rivoli Bay, including Penguin Island (from Glen Point to Cape Martin)
- Gleasons Landing
- All aquatic reserves
- Port MacDonnell Breakwater – restrictions apply to the use of rock lobster pots, hoop nets, crab nets, drop nets and snares around the Breakwater.

Details of these sanctuaries and closures can be obtained from [www.pir.sa.gov.au/fishing](http://www.pir.sa.gov.au/fishing)

### Protected female rock lobster

Berried rock lobster (ie females carrying eggs) are protected at all times. Any berried rock lobster inadvertently taken must be handled with care and returned to the water immediately.

### Prohibited devices

It is an offence to take or attempt to take rock lobster using a spear, hook or other pointed instrument in South Australia.

The use of corfs to keep rock lobster alive in the water is prohibited. It is also prohibited to return a pot containing rock lobster to the water.





### Gear restrictions

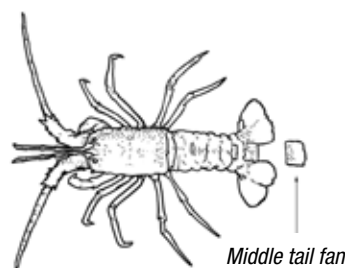
To take rock lobster you may use up to two (registered) pots OR three drop nets OR three hoop nets per person at a time. This means that your registered pots must be removed from the water if you are using hoop OR drop nets. All these devices must conform to the legal specifications.

If you are using rock lobster pots OR hoop nets OR drop nets, you are not entitled to use any other fishing equipment other than a fishing rod or hand line.

There is no limit to the number of times pots, drop nets or hoop nets may be checked from the one boat in any one day. Any number of registered pots, drop or hoop nets may be used from the one boat as long as the owner or in the case of rock lobster pots, the registered owner, is onboard and operating their pots. Daily bag and boat limits still apply.

### Removal of tail fan for recreational rock lobster

All Southern Rock Lobster taken by recreational fishers must have the middle tail fan clipped in half horizontally before landing regardless of how they were taken. This can be done by using a pair of scissors. Failure to clip the middle tail fan may result in prosecution with a maximum penalty of \$5,000.



### Permitted gear commonly used to catch rock lobster

#### Rock lobster pot

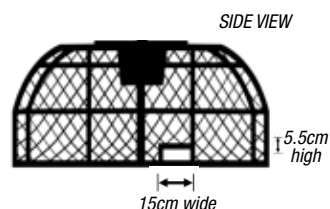
Rock lobster pots must be registered with PIRSA Fisheries and Aquaculture and can only be used by the holder of the current registration. **A maximum of two pots can be registered per person.**

Dimensions of rock lobster pots must meet the following specifications: maximum width 1.5 metres, maximum height 1.2 metres. The mouth of the pot must be at the top. There should be two escape gaps on opposite sides of the pot.

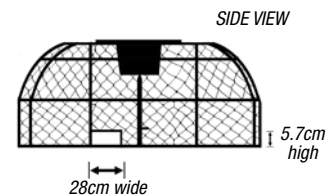
The tops of the escape gaps must be no more than 11cm from the base of the pot.

In the Southern Zone minimum dimensions of escape gaps are 15 cm wide by 5.5 cm high. If there are no escape gaps, the pot must be covered in a mesh that will easily allow a cylindrical rod 5 cm in diameter to pass through the mesh.

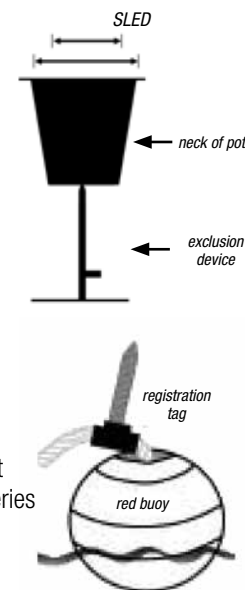
#### SOUTHERN ZONE POT REQUIREMENTS



#### NORTHERN ZONE POT REQUIREMENTS



In the Northern Zone, escape gaps and Sea Lion Exclusion Devices (SLEDs) are mandatory. The minimum dimensions of escape gaps are 28 cm wide measured in a straight line from the inside to inside edge and 5.7 cm high.



A sea lion exclusion device is a metal rod that extends from the centre of the base of the pot to a height not less than level with the base of the pot neck. For further information on escape gaps and SLEDs visit [www.pir.sa.gov.au/fishing](http://www.pir.sa.gov.au/fishing)

Each rock lobster pot must be marked with a red buoy of 4L volume and a current registration tag as provided by PIRSA Fisheries and Aquaculture. It is an offence to use buoys that have commercial licence numbers on them.

**A maximum of two rock lobster pots per person may be used. See Gear Restrictions.**

#### Rock lobster pot registrations

An application to register recreational rock lobster pots can be obtained from selected PIRSA Fisheries and Aquaculture Offices, or online at [www.pir.sa.gov.au/fishing](http://www.pir.sa.gov.au/fishing)

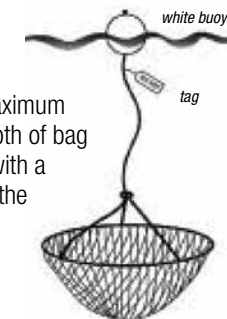
On payment of the fee, you will receive an annual registration certificate, this brochure and a registration tag for each pot registered. Your pot(s) can only be used once the tag is attached as close as practicable to the red float.

If you lose a tag, the pot must be immediately removed from the water and reported to Fishwatch on 1800 065 522. You will be sent an application for a replacement tag. Lost tags can also be reported to any PIRSA Fisheries and Aquaculture Office. A fee applies for the replacement of lost tags. Please note: A minimum age of 15 years applies to be a registration holder.



### Hoop net

A hoop net is a net attached to a hoop. A maximum hoop diameter of 107 cm and maximum depth of bag 92 cm applies. Hoop nets must be marked with a white buoy of 4L volume and a tag showing the owner's name and address if unattended.



**A maximum of three hoop nets per person may be used to take rock lobster. See Gear Restrictions.**

### Drop net

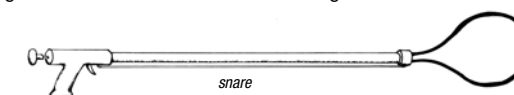
A drop net is made up of two hoops joined by a cylindrical or cone shaped net bag. A maximum hoop diameter of 107 cm applies. A drop net must be marked with a white buoy of 4L volume and a tag showing the owner's name and address if unattended.



**A maximum of three drop nets per person may be used to take rock lobster. See Gear Restrictions.**

### A snare

A snare is a noose attached to a length of tubing designed and constructed for the taking of rock lobster.



### Contact Us

**PIRSA Fisheries and Aquaculture**  
[www.pir.sa.gov.au/fishing](http://www.pir.sa.gov.au/fishing)  
**PIRSA.Fishwatch@sa.gov.au**



**Fishwatch**  
**1800 065 522**